

Nutanix

*NCA
Nutanix Certified Associate v6.5*

Questions And Answers PDF Format:

**For More Information – Visit link below:
<https://www.certsgrade.com/>**

Version = Product



Latest Version: 8.0

Question: 1

In Prism Element, to which object are policies such as replication factor and storage efficiency settings applied?

- A. Container
- B. Virtual Machine
- C. Storage Pool
- D. vBlock

Answer: A

Explanation:

In Prism Element, policies such as replication factor and storage efficiency settings are applied to Containers. A container is a logical grouping of one or more storage pools and defines the storage resources available to virtual machines. By applying policies to a container, you can set the replication factor, storage efficiency settings, and other storage-related settings for all of the virtual machines that are associated with that container. This is a fundamental concept in Nutanix Platform.

Question: 2

What is the minimum cluster size for Redundancy Factor 3?

- A. 3 nodes
- B. 4 nodes
- C. 5 nodes
- D. 6 nodes

Answer: C

Explanation:

https://portal.nutanix.com/page/documents/details?targetId=Web-Console-Guide-Prism-v5_20:arcredundancy-factor3-c.html

Question: 3

On which entity is Replication Factor configured?

- A. Host

- B. Oplog
- C. Volume
- D. Container

Answer: D

Explanation:

Replication Factor is configured on a Container entity. Containers group together virtual disks and files, and allow administrators to set policies on a group level. This allows for increased flexibility in managing storage resources and allows administrators to easily set policies across multiple virtual disks and files. Replication Factor is configured on Containers. A container is a logical grouping of one or more storage pools and defines the storage resources available to virtual machines. The replication factor is a setting that determines the number of copies of data that are stored across the cluster. By configuring the replication factor on a container, you are setting the number of copies of data that will be stored for all virtual machines that are associated with that container.

For example, if you have a container with a replication factor of 3, it means that three copies of data will be stored across the cluster, and two copies are required to reconstruct the data in case of a failure.

Question: 4

Which product or feature is most suitable for deploying a Microsoft SQL cluster in a Nutanix environment?

- A. Volumes
- B. Objects
- C. NFS shares
- D. Files

Answer: B

Explanation:

In a Nutanix environment, the product or feature most suitable for deploying a Microsoft SQL cluster is Nutanix Objects. Nutanix Objects is a S3-compatible object storage solution that provides a highly scalable and durable storage for unstructured data. It is built on top of the Nutanix Distributed File System (NDFS) and provides a high-performance, scalable, and highly available storage solution. One of the key features of Nutanix Objects is its ability to support Microsoft SQL Server Always On Availability Groups (AAG) on S3 object storage. This allows you to deploy a highly available SQL cluster on Nutanix, with the ability to failover SQL services to a different node in the event of a failure, and provide high availability and disaster recovery for SQL databases.

Question: 5

Which Prism Central feature can map images to target clusters using categories?

-
- A. Image Replication Policies
 - B. Image Placement Policies
 - C. Protection Domain Policies
 - D. Storage Policies

Answer: B









Explanation:

In Prism Central, Image Placement Policies can be used to map images to target clusters using categories. An Image Placement Policy is a set of rules that determine where an image should be placed on the Nutanix cluster. These rules are based on categories, such as the image's OS type, the target cluster's hardware type, and other factors. By creating image placement policies, you can ensure that images are placed on the appropriate clusters, and that they are compatible with the hardware and software requirements of those clusters.

For example, you could create a placement policy that specifies that all Windows images should be placed on a specific cluster, and that all Linux images should be placed on another cluster. You can also set image replication policies on image placement policies, to ensure that images are replicated to multiple clusters for disaster recovery purposes.

For More Information – **Visit link below:**
<https://www.certsgrade.com/>

PRODUCT FEATURES

-  **100% Money Back Guarantee**
-  **90 Days Free updates**
-  **Special Discounts on Bulk Orders**
-  **Guaranteed Success**
-  **50,000 Satisfied Customers**
-  **100% Secure Shopping**
-  **Privacy Policy**
-  **Refund Policy**

16 USD Discount Coupon Code: **NB4XKTMZ**



Visit us at <https://www.certsgrade.com/pdf/nca/>