

SAP

C_HCMP_2311

SAP Certified Application Associate – SAP HCM Payroll for SAP S/4HANA

Questions And Answers PDF Format:

For More Information – Visit link below:

<https://www.certsgrade.com/>

Version = Product



Latest Version: 6.0

Question: 1

What should be the status of the payroll control record if you want to create live posting documents?

- A. Released for payroll
- B. Exit payroll
- C. Released for correction
- D. Check payroll results

Answer: B

Question: 2

You are using operation ADDWTE*.Into which table will the wage type be transferred?

- A. Working Place Basic Pay table (WPBP)
- B. Results table (RT)
- C. Time Input table (TIP)
- D. Output table (OT)

Answer: B

Question: 3

Which of the following are attributes of a schema?Note: There are 2 correct answers to this question.

- A. Program class
- B. Processing class
- C. Country grouping
- D. Structure

Answer: A,C

Question: 4

A vacation wage type is to be generated for an employee based on vacation.Which identifiers play an important role in Absence Valuation (v_T554C) in Customizing?

- A. MODIF A and Absence Valuation Rule
- B. MODIF 2 and Absence Valuation Rule
- C. MODIF W and Absence Valuation Rule
- D. MODIF W and the Day Rule

Answer: A

Question: 5

When processing a wage type, there is no requirement to differentiate between employee subgroup groupings. What value must you add in parameter 3 when function PIT calls the rule to process the wage type?

- A. Pnn
- B. <Blank>
- C. NOAB
- D. GEN

Answer: C

Question: 6

Which of the following are processed before function MOD in subschema XT00? Note: There are 2 correct answers to this question.

- A. Rule X010
- B. Function AVERA
- C. Rule X015
- D. Function GENPS

Answer: A,D

Question: 7

In which internal table can you find the cumulated time wage types?

- A. AB
- B. DZL
- C. ZML
- D. ZL

Answer: D

Question: 8

With which operation can you transfer wage types to an internal table?

- A. ADDWT
- B. XINO
- C. PIT
- D. OUTWP

Answer: A

Question: 9

In addition to the fixed values from SAP, you want to use customer-specific values of the "Employee subgroup grouping for personnel calculation rule" in your personnel calculation rules. What values can you use for this?

- A. 1 to 3
- B. 00 to 99
- C. 1 to 4
- D. 5 to 9

Answer: D

Question: 10









Which scenarios cause factoring to occur when they happen in the middle of a pay period? Note: There are 2 correct answers to this question.

- A. A different work schedule rule is assigned.
- B. An employee has a basic pay change.
- C. A new main bank record is created.
- D. An employee's name is updated.

Answer: A,B

For More Information – **Visit link below:**
<https://www.certsgrade.com/>

PRODUCT FEATURES

-  **100% Money Back Guarantee**
-  **90 Days Free updates**
-  **Special Discounts on Bulk Orders**
-  **Guaranteed Success**
-  **50,000 Satisfied Customers**
-  **100% Secure Shopping**
-  **Privacy Policy**
-  **Refund Policy**

16 USD Discount Coupon Code: **NB4XKTMZ**

