

# *Microsoft*

*DP-600*

*Implementing Analytics Solutions Using Microsoft Fabric*

**Questions And Answers PDF Format:**

**For More Information – Visit link below:**

**<https://www.certsgrade.com/>**

*Version = Product*



# Latest Version: 7.0

## Question: 1

### HOTSPOT

You need to assign permissions for the data store in the AnalyticsPOC workspace. The solution must meet the security requirements.

Which additional permissions should you assign when you share the data store? To answer, select the appropriate options in the answer area.

NOTE: Each correct selection is worth one point.

#### Answer Area

DataEngineers:	<div>Build Reports on the default dataset</div> <div>Build Reports on the default dataset</div> <div>Read All Apache Spark</div> <div>Read All SQL analytics endpoint data</div>
DataAnalysts:	<div>Read All Apache Spark</div> <div>Build Reports on the default dataset</div> <div>Read All Apache Spark</div> <div>Read All SQL analytics endpoint data</div>
DataScientists:	<div>Read All SQL analytics endpoint data</div> <div>Build Reports on the default dataset</div> <div>Read All Apache Spark</div> <div>Read All SQL analytics endpoint data</div>

**Answer:**

#### Answer Area

DataEngineers:	<div>Build Reports on the default dataset</div> <div>Build Reports on the default dataset</div> <div>Read All Apache Spark</div> <div>Read All SQL analytics endpoint data</div>
DataAnalysts:	<div>Read All Apache Spark</div> <div>Build Reports on the default dataset</div> <div>Read All Apache Spark</div> <div>Read All SQL analytics endpoint data</div>
DataScientists:	<div>Read All SQL analytics endpoint data</div> <div>Build Reports on the default dataset</div> <div>Read All Apache Spark</div> <div>Read All SQL analytics endpoint data</div>

Explanation:

Data Engineers: Read All SQL analytics endpoint data

Data Analysts: Read All Apache Spark

Data Scientists: Read All SQL analytics endpoint data

The permissions for the data store in the AnalyticsPOC workspace should align with the principle of least privilege:

Data Engineers need read and write access but not to datasets or reports.

Data Analysts require read access specifically to the dimensional model objects and the ability to create Power BI reports.

Data Scientists need read access via Spark notebooks. These settings ensure each role has the necessary

permissions to fulfill their responsibilities without exceeding their required access level.

## Question: 2

HOTSPOT

You need to create a DAX measure to calculate the average overall satisfaction score.

How should you complete the DAX code? To answer, select the appropriate options in the answer area.

NOTE: Each correct selection is worth one point.

Answer Area

```
Rolling 12 Overall Satisfaction =  
VAR NumberOfMonths = 12  
VAR LastCurrentDate = MAX ( 'Date'[Date] )  
VAR Period = DATESINPERIOD ( 'Date'[Date], LastCurrentDate, - NumberOfMonths, MONTH )  
VAR Result =  
    CALCULATE (  
          
          
        'Survey Question'[Question Title] = "Overall Satisfaction"  
    )  
RETURN  
    Result
```

### Answer Area

```
Rolling 12 Overall Satisfaction =  
VAR NumberOfMonths = 12  
VAR LastCurrentDate = MAX ( 'Date'[Date] )  
VAR Period = DATESINPERIOD ( 'Date'[Date], LastCurrentDate, - NumberOfMonths, MONTH )  
VAR Result =  
    CALCULATE (  
        AVERAGE('Survey'[Response Value]),  
        AVERAGE('Survey'[Response Value]),  
        AVERAGEA('Question'[Question Text]),  
        AVERAGEX(VALUES('Survey'[Customer Key]),  
            NumberOfMonths,  
            LastCurrentDate,  
            NumberOfMonths,  
            Period,  
            'Survey Question'[Question Title] = "Overall Satisfaction"  
        )  
    )  
RETURN  
    Result
```

**Answer:**

### Answer Area

```
Rolling 12 Overall Satisfaction =  
VAR NumberOfMonths = 12  
VAR LastCurrentDate = MAX ( 'Date'[Date] )  
VAR Period = DATESINPERIOD ( 'Date'[Date], LastCurrentDate, - NumberOfMonths, MONTH )  
VAR Result =  
    CALCULATE (  
        AVERAGE('Survey'[Response Value]),  
        AVERAGE('Survey'[Response Value]),  
        AVERAGEA('Question'[Question Text]),  
        AVERAGEX(VALUES('Survey'[Customer Key]),  
            NumberOfMonths,  
            LastCurrentDate,  
            NumberOfMonths,  
            Period,  
            'Survey Question'[Question Title] = "Overall Satisfaction"  
        )  
    )  
RETURN  
    Result
```

Explanation:

The measure should use the AVERAGE function to calculate the average value.  
 It should reference the Response Value column from the 'Survey' table.  
 The 'Number of months' should be used to define the period for the average calculation.  
 To calculate the average overall satisfaction score using DAX, you would need to use the AVERAGE function on the response values related to satisfaction questions. The DATESINPERIOD function will help in calculating the rolling average over the last 12 months.

#### Answer Area

```
Rolling 12 Overall Satisfaction =
VAR NumberOfMonths = 12
VAR LastCurrentDate = MAX ( 'Date'[Date] )
VAR Period = DATESINPERIOD ( 'Date'[Date], LastCurrentDate, - NumberOfMonths, MONTH )
VAR Result =
    CALCULATE (
        AVERAGE('Survey'[Response Value]),
        AVERAGE('Survey'[Response Value]),
        AVERAGEA('Question'[Question Text]),
        AVERAGEX(VALUES('Survey'[Customer Key]),
            NumberOfMonths,
            LastCurrentDate,
            NumberOfMonths,
            Period,
            'Survey Question'[Question Title] = "Overall Satisfaction"
        )
    )
RETURN
    Result
```

### Question: 3

#### HOTSPOT

You need to resolve the issue with the pricing group classification.  
 How should you complete the T-SQL statement? To answer, select the appropriate options in the answer area.

NOTE: Each correct selection is worth one point.

## Answer Area

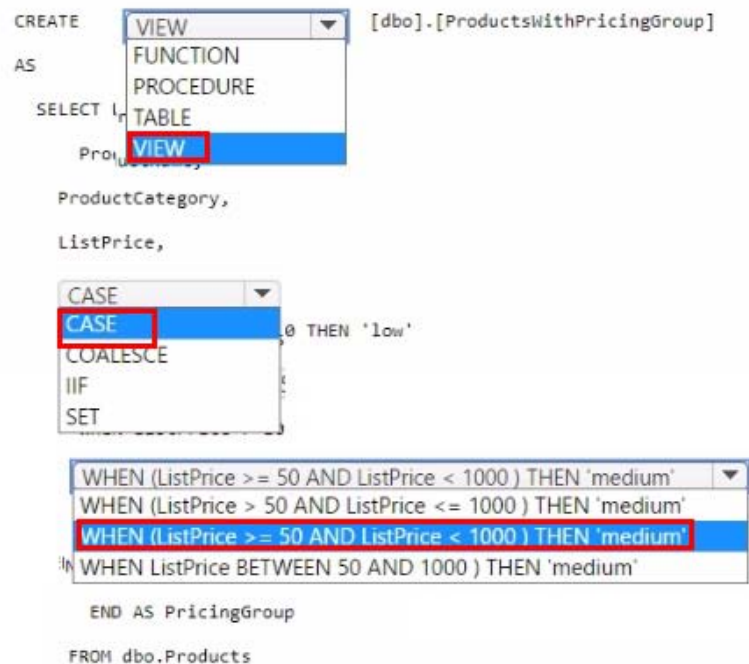
CREATE [dbo].[ProductsWithPricingGroup]  
AS  
SELECT ProductId,  
ProductName,  
ProductCategory,  
ListPrice,  
[PricingGroup]  
WHEN ListPrice <= 50 THEN 'low'  
[PricingGroup]  
END AS PricingGroup  
FROM dbo.Products

## Answer Area

CREATE [dbo].[ProductsWithPricingGroup]  
AS  
SELECT ProductId,  
ProductCategory,  
ListPrice,  
CASE  
WHEN (ListPrice >= 50 AND ListPrice < 1000 ) THEN 'medium'  
WHEN (ListPrice > 50 AND ListPrice <= 1000 ) THEN 'medium'  
WHEN (ListPrice >= 50 AND ListPrice < 1000 ) THEN 'medium'  
WHEN ListPrice BETWEEN 50 AND 1000 ) THEN 'medium'  
END AS PricingGroup  
FROM dbo.Products

**Answer:**

## Answer Area



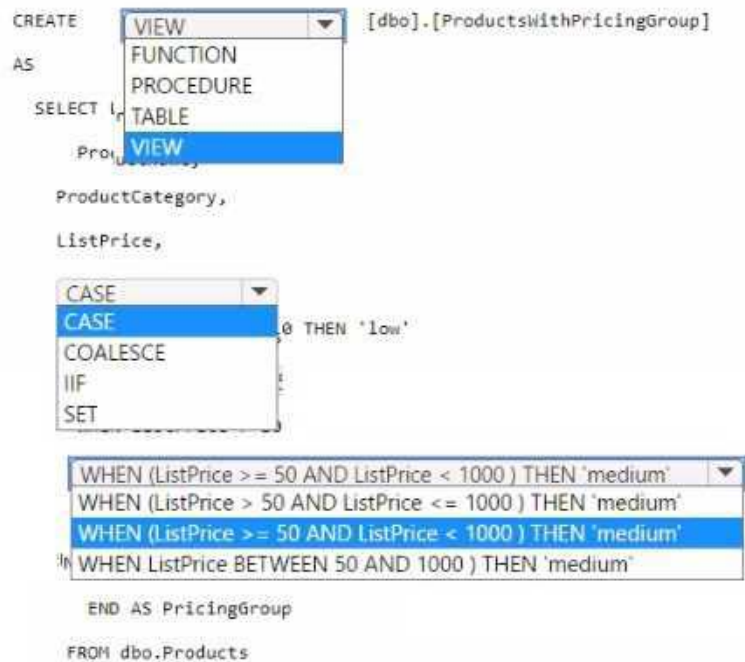
```
CREATE [VIEW] [dbo].[ProductsWithPricingGroup]
AS
SELECT ProductID,
ProductCategory,
ListPrice,
CASE
WHEN (ListPrice >= 50 AND ListPrice < 1000 ) THEN 'medium'
WHEN (ListPrice > 50 AND ListPrice <= 1000 ) THEN 'medium'
WHEN (ListPrice >= 50 AND ListPrice < 1000 ) THEN 'medium'
WHEN ListPrice BETWEEN 50 AND 1000 ) THEN 'medium'
END AS PricingGroup
FROM dbo.Products
```

The screenshot shows a SQL query editor with a dropdown menu open for the 'CREATE' statement, showing options: VIEW, FUNCTION, PROCEDURE, TABLE, and VIEW (highlighted). Another dropdown menu is open for the 'CASE' statement, showing options: CASE, COALESCE, IIF, and SET. The 'CASE' option is highlighted. The query text is as follows:

### Explanation:

You should use CREATE VIEW to make the pricing group logic available for T-SQL queries. The CASE statement should be used to determine the pricing group based on the list price. The T-SQL statement should create a view that classifies products into pricing groups based on the list price. The CASE statement is the correct conditional logic to assign each product to the appropriate pricing group. This view will standardize the pricing group logic across different databases and semantic models.

#### Answer Area



```
CREATE VIEW [dbo].[ProductsWithPricingGroup]
AS
SELECT ProductID,
ProductCategory,
ListPrice,
CASE
WHEN (ListPrice >= 50 AND ListPrice < 1000) THEN 'medium'
WHEN (ListPrice > 50 AND ListPrice <= 1000) THEN 'medium'
WHEN (ListPrice >= 50 AND ListPrice < 1000) THEN 'medium'
WHEN ListPrice BETWEEN 50 AND 1000) THEN 'medium'
END AS PricingGroup
FROM dbo.Products
```

#### Question: 4

What should you recommend using to ingest the customer data into the data store in the AnalyticsPOC workspace?

- A. a stored procedure
- B. a pipeline that contains a KQL activity
- C. a Spark notebook
- D. a dataflow

**Answer: D**

Explanation:

For ingesting customer data into the data store in the AnalyticsPOC workspace, a dataflow (D) should be recommended. Dataflows are designed within the Power BI service to ingest, cleanse, transform, and load data into the Power BI environment. They allow for the low-code ingestion and transformation of data as needed by Litware's technical requirements. Reference = You can learn more about dataflows and their use in Power BI environments in Microsoft's Power BI documentation.

#### Question: 5



---

Which type of data store should you recommend in the AnalyticsPOC workspace?

- A. a data lake
- B. a warehouse
- C. a lakehouse
- D. an external Hive metaStore

<b>Answer: C</b>
------------------









Explanation:

A lakehouse (C) should be recommended for the AnalyticsPOC workspace. It combines the capabilities of a data warehouse with the flexibility of a data lake. A lakehouse supports semi-structured and unstructured data and allows for T-SQL and Python read access, fulfilling the technical requirements outlined for Litware. Reference = For further understanding, Microsoft's documentation on the lakehouse architecture provides insights into how it supports various data types and analytical operations.

---

For More Information – **Visit link below:**  
**<https://www.certsgrade.com/>**

## PRODUCT FEATURES

-  **100% Money Back Guarantee**
-  **90 Days Free updates**
-  **Special Discounts on Bulk Orders**
-  **Guaranteed Success**
-  **50,000 Satisfied Customers**
-  **100% Secure Shopping**
-  **Privacy Policy**
-  **Refund Policy**

**16 USD Discount Coupon Code: **NB4XKTMZ****



Visit us at <https://www.certsgrade.com/pdf/dp-600/>