

Talend

Data-Integration-Developer
Talend Data Integration Certified Developer Exam

Questions And Answers PDF Format:

For More Information – Visit link below:
<https://www.certsgrade.com/>

Version = Product



Latest Version: 6.0

Question: 1

A data professional would like to combine multiple data sources into a relational database to improve their business efficiency.

Which data integration initiative can help them achieve this?

- A. Manually collect the data from various source interfaces, then clean and combine the data into one warehouse.
- B. Use a middleware application that acts as a mediator to normalize data and bring it into a master data pool.
- C. Create a data warehouse to run queries, reports, and analyses to retrieve data in a consistent format.
- D. Leverage data lakes to manage complex and massive volumes of structured and unstructured data.

Answer: B

Explanation:

A middleware application is a software that acts as a mediator between different data sources and data consumers. It can normalize data and bring it into a master data pool, which is a centralized repository of consistent and quality data. This can help a data professional to combine multiple data sources into a relational database to improve their business efficiency. A middleware application can also provide data integration services such as data transformation, validation, cleansing, and enrichment. Reference: What is Data Integration?, What is Middleware?

Question: 2

Which tab provides lines of code generated for the selected component in Talend Studio?

- A. Jobscript tab
- B. Code viewer tab
- C. Run consult
- D. Outline tab

Answer: B

Explanation:

The code viewer tab in Talend Studio provides lines of code generated for the selected component in a Job. It shows the code in the language of the component, such as Java or Perl. The code viewer tab allows the user to view and edit the code, as well as copy and paste it to another editor. The code viewer tab also displays errors and warnings related to the code. Reference: Code viewer tab

Question: 3

Which section in Talend Studio allows you to graphically connect components in a Job to run a dataflow process?

- A. Design workspace
- B. Component view
- C. Repository
- D. Code

Answer: A

Explanation:

The design workspace in Talend Studio allows the user to graphically connect components in a Job to run a dataflow process. The design workspace is the main area where the user can design the data integration logic by dragging and dropping components from the palette and linking them with connectors. The design workspace also shows the schema of each component, which defines the structure and type of the data.

Question: 4

Which templates allow you to create ready-to-run Jobs in Talend Studio?
Choose 2 answers

- A. Table to Table
- B. FileToDatabase.
- C. TahleToFile
- D. JobletToFile

Answer: A, C

Explanation:

Talend Studio provides templates that allow you to create ready-to-run Jobs for common scenarios, such as Table to Table, File to Database, Table to File, etc. You can access these templates from the Repository

> Job Designs > Create Job from Template menu. Joblet to File is not a valid template name.

Question: 5

Which element carries data between two components in a Job?

- A. Sublob

-
- B. Link
 - C. Trigger
 - D. Row









Answer: D

Explanation:

A row is an element that carries data between two components in a Job. A row is also called a link or a connector. A row can be of different types, such as Main, Lookup, Reject, Iterate, etc. A subjob is a group of components that are connected together and executed as a single unit. A trigger is an element that controls the execution flow of a Job or a subjob. A trigger can be of different types, such as OnSubjobOk, OnComponentOk, RunIf, etc.

For More Information – **Visit link below:**
<https://www.certsgrade.com/>

PRODUCT FEATURES

-  **100% Money Back Guarantee**
-  **90 Days Free updates**
-  **Special Discounts on Bulk Orders**
-  **Guaranteed Success**
-  **50,000 Satisfied Customers**
-  **100% Secure Shopping**
-  **Privacy Policy**
-  **Refund Policy**

16 USD Discount Coupon Code: **NB4XKTMZ**



Visit us at <https://www.certsgrade.com/pdf/data-integration-developer/>