

Microsoft

PL-600

Microsoft Power Platform Solution Architect

Questions And Answers PDF Format:

For More Information – Visit link below:

<https://www.certsgrade.com/>

Version = Product



Latest Version: 14.3

Question: 1

DRAG DROP

You need to recommend the appropriate messaging channel solutions for the organization.

What should you recommend? To answer, drag the appropriate messaging options to the correct user types. Each messaging option may be used once, more than once, or not at all. You may need to drag the split bar between panes or scroll to view content.

NOTE: Each correct selection is worth one point.

| Messaging options | User type | Messaging option |
|--|-----------------------|------------------|
| Power Apps portals | Worker support agents | |
| Dynamics 365 Customer Service | Patients | |
| Omnichannel for Customer Service dashboard | | |

Answer:

| User type | Messaging option |
|-----------------------|--|
| Worker support agents | Omnichannel for Customer Service dashboard |
| Patients | Dynamics 365 Customer Service |

Explanation:

Box 1: Omnichannel for Customer Service dashboard

Scenario: Workers must be able to communicate in near real-time with worker support agents.

The company has a team of worker support agents that respond to inquiries from current and prospective workers. Some of the worker support agents are multilingual.

If you choose to expand your customer service offering to provide chat and channels, the Customer Service workspace seamlessly adjusts to support managing conversations as well.

Note: As an agent with the Customer Service Representative security role, when you open Customer Service workspace, you start on the Customer Service Agent Dashboard unless your administrator has changed the default view. This dashboard shows you your active cases, cases you can work in queues you are assigned to, and your open activities. You can open existing cases and activities or begin working new cases from the queues you are assigned to and create activities.

Box 2: Dynamics 365 Customer Service

Scenario: First Up uses an on-premises system to manage current and historical patient data including

medications and medical visits.

Reference:

<https://docs.microsoft.com/en-us/dynamics365/customer-service/csw-overview>

Question: 2

You need to recommend a reporting solution for the organization.

Which two options should you recommend? Each correct answer presents a complete solution.

NOTE: Each correct selection is worth one point.

- A. AI Builder
- B. SQL Server Reporting Services (SSRS)
- C. Dynamics 365
- D. Power BI

Answer: BC

Explanation:

Scenario:

The reporting and analytics team must be able to create reports that include data from all facilities and all workers.

Management reports must present an overview of the entire organization. Other reports may be limited to specific offices.

B: Power Apps apps can include reports that provide useful business information to the user. These reports are based on SQL Server Reporting Services and provide the same set of features that are available for typical SQL Server Reporting Services reports.

C: Microsoft Dynamics 365 online and Model-Driven PowerApps offers several advanced reporting options. Advanced reports are often necessary when business requirements demand complex calculations, returning multiple data sets, grouping large sets of data based on rules, and retrieving data from different data sources.

Incorrect Answers:

D: Scenario: Users cannot view Power BI reports within the Power Platform apps.

Note: Power BI enables data insights and better decision-making, while Power Apps enables everyone to build and use apps that connect to business data. Using the Power Apps visual, you can pass context aware data to a canvas app, which updates in real time as you make changes to your report.

Reference:

<https://docs.microsoft.com/en-us/powerapps/maker/model-driven-apps/add-reporting-to-app>

<https://powerusers.microsoft.com/t5/Building-Power-Apps/Creating-SSRS-Report-for-Model-Driven-PowerApps/td-p/621866>

<https://docs.microsoft.com/en-us/powerapps/maker/canvas-apps/powerapps-custom-visual>

Question: 3

You need to recommend a solution for handling data entry requirements for the mobile audit teams.

What are two possible ways to achieve the goal? Each correct answer presents a complete solution.
NOTE: Each correct selection is worth one point.

- A. Canvas app within Power Apps Player
- B. Canvas app within a browser
- C. Dynamics 365 Field Service
- D. Dynamics 365 App for Outlook

Answer: AB

Explanation:

Scenario:

Audit teams must have the ability to view worker information on their mobile devices.

Audit teams must be able to record data during visits to locations where workers are placed.

When you create an app, or someone shares an app with you, you can run that app on the Power Apps mobile app or in a web browser.

Reference:

<https://docs.microsoft.com/en-us/powerapps/user/run-app-browser>

Question: 4

DRAG DROP

You need to recommend solutions to meet the organization's communication needs.

What should you recommend? To answer, drag the appropriate technologies to the correct groups of users. Each technology may be used once, more than once, or not at all. You may need to drag the split bar between panes or scroll to view content.

NOTE: Each correct selection is worth one point.

| Technologies | Group of users | Technology |
|------------------------------|--------------------|------------|
| Microsoft Teams | First Up employees | |
| Power Apps portals | Workers | |
| Microsoft 365 Business Voice | | |

Answer:

Group of users

Technology

First Up employees

Microsoft Teams

Workers

Microsoft 365 Business Voice

Explanation:

Box 1: Microsoft Teams

First up employees must be able to contact each other by using a secure system to ask and answer questions about medical cases.

Microsoft Teams key capabilities:

Connected

Secure

Managed

Collaborative and productive

Box 2: Microsoft 365 Business Voice

Workers must be able to communicate in near real-time with worker support agents.

Microsoft 365 Business Voice makes it easy for small and medium organizations to turn Microsoft Teams into a powerful and flexible telephone system. It's a replacement for traditional telephony providers and in-house phone systems that can be difficult and costly to manage.

Reference:

<https://docs.microsoft.com/en-us/microsoft-365/solutions/empower-people-to-work-remotely>

<https://docs.microsoft.com/en-us/microsoftteams/business-voice/whats-business-voice>

Question: 5

HOTSPOT

You need to ensure that the solution meets the data security and compliance requirements.

What should you recommend? To answer, select the appropriate options in the answer area.

NOTE: Each correct selection is worth one point.

Scenario

Relationship behavior

A worker transfers to a new client company.

| | |
|--------------------------|---|
| | ▼ |
| Assign: Cascade All | |
| Assign: Cascade None | |
| Merge: Cascade All | |
| Rollup View: Cascade All | |

A user deletes a worker's job placement history.

| | |
|---------------------|---|
| | ▼ |
| Delete: Cascade All | |
| Delete: Remove Link | |
| Delete: Restrict | |

Answer:

Scenario

Relationship behavior

A worker transfers to a new client company.

| | |
|--------------------------|---|
| | ▼ |
| Assign: Cascade All | |
| Assign: Cascade None | |
| Merge: Cascade All | |
| Rollup View: Cascade All | |

A user deletes a worker's job placement history.

| | |
|---------------------|---|
| | ▼ |
| Delete: Cascade All | |
| Delete: Remove Link | |
| Delete: Restrict | |

Explanation:

Box 1: Assign: Cascade None

Scenario: Worker still records must be archived after ten years and are then removed from the main system.

Assign: The referenced table record owner is changed.

Cascade None: Do nothing.

Incorrect Answers:

Cascade All: Perform the action on all referencing table records associated with the referenced table record.

Box 2: Delete: Restrict

Scenario: Worker information must not be deleted from the system while skill and job placement history records for the worker exist in the system.









Referential, Restrict Delete: In a referential, restrict delete relationship between two tables, you can navigate to any related rows. Actions taken on the parent row will not be applied to the child row, but the parent row cannot be deleted while the child row exists. This is useful if you do not want child rows to become orphaned. This forces the user to delete all of the children before deleting the parent.

Reference:

<https://docs.microsoft.com/en-us/powerapps/maker/data-platform/data-platform-entity-lookup>

For More Information – **Visit link below:**
<https://www.certsgrade.com/>

PRODUCT FEATURES

-  **100% Money Back Guarantee**
-  **90 Days Free updates**
-  **Special Discounts on Bulk Orders**
-  **Guaranteed Success**
-  **50,000 Satisfied Customers**
-  **100% Secure Shopping**
-  **Privacy Policy**
-  **Refund Policy**

16 USD Discount Coupon Code: **NB4XKTMZ**

