

# Salesforce

*Salesforce-Data-Cloud*  
*Salesforce Data Cloud Accredited Professional Exam*

**Questions And Answers PDF Format:**

**For More Information – Visit link below:**  
**<https://www.certsgrade.com/>**

*Version = Product*



---

# Latest Version: 7.0

## Question: 1

How can attribute names be modified to match a naming convention in Cloud File Storage target?

- A. Update attribute names in the data stream configuration
- B. Update field names in the data model
- C. Set preferred attribute names when configuring activation
- D. Use a formula field to update the field name in an activation

**Answer: B**

Explanation:

You can modify the attribute names in the data model by editing the field label or API name of the corresponding field. This will change how the attribute name appears in the Cloud File Storage target.

Reference:

[https://help.salesforce.com/s/articleView?id=sf.c360\\_a\\_data\\_cloud\\_data\\_model.htm&type=5](https://help.salesforce.com/s/articleView?id=sf.c360_a_data_cloud_data_model.htm&type=5)

## Question: 2

Which two applications automatically create activation targets at the time the application is connected to Data Cloud?

- A. Personalization powered by Interaction Studio
- B. Amazon S3
- C. B2C Commerce
- D. Marketing Cloud Engagement

**Answer: AC**

Explanation:

These two applications automatically create activation targets when they are connected to Data Cloud. You can use these targets to activate segments or calculated insights to these applications. Reference:

[https://help.salesforce.com/s/articleView?id=sf.c360\\_a\\_data\\_cloud\\_activation.htm&type=5](https://help.salesforce.com/s/articleView?id=sf.c360_a_data_cloud_activation.htm&type=5)

## Question: 3

To import campaign members into a campaign in CRM a user wants to export the segment to Amazon S3. The resulting file needs to include CRM Campaign ID in the name. How can this outcome be achieved?

- A. Include campaign identifier into the activation name
- B. Hard-code the campaign identifier as a new attribute in the campaign activation
- C. Include campaign identifier into the filename specification
- D. Include campaign identifier into the segment name

**Answer: C**

Explanation:

You can use the filename specification option in the Amazon S3 activation to customize the name of the file that is exported. You can use variables such as {campaignId} to include the CRM campaign ID in the file name. Reference:

[https://help.salesforce.com/s/articleView?id=sf.c360\\_a\\_data\\_cloud\\_amazon\\_s3.htm&type=5](https://help.salesforce.com/s/articleView?id=sf.c360_a_data_cloud_amazon_s3.htm&type=5)

### Question: 4

Which two steps are required when configuring a Marketing Cloud activation?

- A. Set an Activation Schedule
- B. Select an Activation Target
- C. Add Additional Attributes
- D. Select Contact Points

**Answer: BD**

Explanation:

These two steps are required when configuring a Marketing Cloud activation. You need to select an activation target that represents a Marketing Cloud business unit and a contact point that represents a Marketing Cloud data extension.

Reference:

[https://help.salesforce.com/s/articleView?id=sf.c360\\_a\\_data\\_cloud\\_marketing\\_cloud.htm&type=5](https://help.salesforce.com/s/articleView?id=sf.c360_a_data_cloud_marketing_cloud.htm&type=5)

### Question: 5

What component of Calculated Insights can be included as attribute data in an activation?

- A. Metrics and Dimensions
- B. Dimensions
- C. Metrics
- D. Filters

**Answer: B**

---

**Explanation:**

Dimensions are attributes that can be used to group or filter data in calculated insights. You can include dimensions as attribute data in an activation by selecting them from the available attributes list.









**Reference:**

[https://help.salesforce.com/s/articleView?id=sf.c360\\_a\\_data\\_cloud\\_calculated\\_insights.htm&type=5](https://help.salesforce.com/s/articleView?id=sf.c360_a_data_cloud_calculated_insights.htm&type=5)

---

For More Information – **Visit link below:**  
**<https://www.certsgrade.com/>**

## PRODUCT FEATURES

-  **100% Money Back Guarantee**
-  **90 Days Free updates**
-  **Special Discounts on Bulk Orders**
-  **Guaranteed Success**
-  **50,000 Satisfied Customers**
-  **100% Secure Shopping**
-  **Privacy Policy**
-  **Refund Policy**

**16 USD Discount Coupon Code: **NB4XKTMZ****

