

Oracle

1Z0-078

Oracle Database 19c: RAC, ASM, and Grid Infrastructure Administration

Questions And Answers PDF Format:

For More Information – Visit link below:

<https://www.certsgrade.com/>

Version = Product



Latest Version: 6.1

Question: 1

Examine this sequence of commands:

```
crsctl disable crs  
crsctl stop cluster -all  
crsctl start cluster -all
```

The cluster consists of nodes HOST01, HOST02, HOST03 and HOST04, and the clusterware is running on all four nodes.

Which three statements are true about the result of the root user running these commands on HOST01? (Choose three.)

- A. The Oracle Clusterware stack is stopped on all nodes.
- B. The Oracle Clusterware stack is prevented from being automatically started on host01.
- C. The Oracle Clusterware stack is prevented from being automatically started on all nodes.
- D. The Oracle Clusterware stack is stopped on all nodes except host01.
- E. The Oracle Clusterware stack is started on all nodes except host01.
- F. The Oracle Clusterware stack is started on all nodes.

Answer: A, B, F

Question: 2

Secure Cluster Communication protects the cluster interconnect from common security threats when used together with Single Network Support. Secure Cluster Communication includes message digest mechanisms, protection against fuzzing, and uses Transport Layer Security (TLS) to provide privacy and data integrity between the cluster members.

Which statement is true about securing cluster interconnect communication?

- A. Security for the cluster interconnect is invoked automatically as part of a new Oracle Grid Infrastructure 19c deployment or an upgrade to Oracle Grid Infrastructure 19c and Database administrators or cluster administrators do not need to make any configuration changes for this feature.
- B. Security for the cluster interconnect is invoked automatically as part of a new Oracle Grid Infrastructure 19c deployment or an upgrade to Oracle Grid Infrastructure 19c using an auto-generated encryption key that is stored locally on each node of the cluster in an Oracle Wallet and Database administrators or cluster administrators must provide a valid path for the Wallet file.
- C. Security for the cluster interconnect is invoked by auto-generated server certificates that will be assigned to each cluster node as part of a new Oracle Grid Infrastructure 19c deployment or an upgrade to Oracle Grid Infrastructure 19c.
- D. Database administrators or cluster administrators must provide an encryption key during new Oracle

Grid Infrastructure 19c deployment or an upgrade to Oracle Grid Infrastructure 19c to secure the interconnect communication.

E. Database administrators or cluster administrators must provide a valid server certificate and an Oracle Wallet for each node during new Oracle Grid Infrastructure 19c deployment or an upgrade to Oracle Grid Infrastructure 19c to secure the interconnect communication.

Answer: A

Question: 3

Which three resources are managed using global concurrency control in an Oracle 19c RAC multiinstance database? (Choose three.)

- A. Database block buffers
- B. Mutexes
- C. Redo log buffers
- D. Latches
- E. Enqueues
- F. Cursors

Answer: B, D, E

Question: 4

Examine this command:

```
SQL> CREATE PLUGGABLE DATABASE pdb3 FROM pdb1;
```

Which three conditions must be true for successful execution of this command on a RAC database? (Choose three.)

- A. The source PDB must be closed on the CDB instance from where the command is executed.
- B. The source PDB must be in read only mode on all CDB instances if the CDB is in No Archive mode.
- C. The source PDB must use a global temporary
- D. It can be executed only by a common user with the create pluggable database system privilege connected to the root container.
- E. Oracle Managed Files must be enabled or PDB file name convert must be set.
- F. All running CDB instances must be open in restricted mode.

Answer: A, D, E

Question: 5

Which statement describes the usage of Dynamic Service Fallback in Oracle RAC 19c?

-
- A. Dynamic Service Fallback allows a service to relocate to an available instance when the service is stopped on a preferred instance.
 - B. Dynamic Service Fallback allows a service to fall back to a preferred instance when the available instance performance falls below a specified threshold after it was failed over to an available instance.
 - C. To enable Dynamic Service Fallback, you should specify the level of performance of a preferred instance for a service to be relocated to an available instance by setting the -fallback attribute of a service to "Low, Medium, or High".
 - D. Dynamic Service Fallback allows a service to fall back to a preferred instance when it becomes available after it was failed over to an available instance.

| |
|------------------|
| Answer: D |
|------------------|









Dynamic Service Fallback allows a service to fall back to a preferred instance when it becomes available after it was failed over to an available instance. This is true because Dynamic Service Fallback is a new feature in Oracle RAC 19c that enables a dynamic database service to automatically relocate to a preferred instance when it is restored, after the service was failed over to an available instance due to the failure of the last preferred instance. This feature improves the availability and performance of the service by minimizing the manual intervention and the number of failovers. To enable Dynamic Service Fallback, you should specify the -fallback option for the service as YES when using SRVCTL or DBCA12.

Reference:

Oracle Database 19c Release 19.3 New Features, Dynamic Services Fallback Option1
Automatic Failback of a Service in a Oracle-19c-RAC-Database2

For More Information – **Visit link below:**
<https://www.certsgrade.com/>

PRODUCT FEATURES

-  **100% Money Back Guarantee**
-  **90 Days Free updates**
-  **Special Discounts on Bulk Orders**
-  **Guaranteed Success**
-  **50,000 Satisfied Customers**
-  **100% Secure Shopping**
-  **Privacy Policy**
-  **Refund Policy**

16 USD Discount Coupon Code: **NB4XKTMZ**

