

## *Juniper*

*JNCIA-SEC  
Security-Associate*

**Questions And Answers PDF Format:**

**For More Information – Visit link below:**

**<https://www.certsgrade.com/>**

*Version = Product*



---

# Latest Version: 6.0

## Question: 1

Which two criteria should a zone-based security policy include? (Choose two.)

- A. a source port
- B. a destination port
- C. zone context
- D. an action

**Answer: B, D**

## Question: 2

You are assigned a project to configure SRX Series devices to allow connections to your web servers. The web servers have a private IP address, and the packets must use NAT to be accessible from the Internet. You do not want the web servers to initiate connections with external update servers on the Internet using the same IP address as customers use to access them.

Which two NAT types must be used to complete this project? (Choose two.)

- A. static NAT
- B. hairpin NAT
- C. destination NAT
- D. source NAT

**Answer: C, D**

## Question: 3

You are asked to verify that a license for AppSecure is installed on an SRX Series device. In this scenario, which command will provide you with the required information?

- A. user@srx> show system license
- B. user@srx> show services accounting
- C. user@srx> show configuration system
- D. user@srx> show chassis firmware

**Answer: A**

## Question: 4

Click the Exhibit button.

```
[edit security policies]
user@vSRX-1# edit from-zone trust to-zone dmz policy Trust-DMZ-Access
[edit security policies from-zone trust to-zone dmz policy Trust-DMZ-Access]
user@vSRX-1# exit
```

Referring to the exhibit, a user is placed in which hierarchy when the exit command is run?

- A. [edit security policies from-zone trust to-zone dmz]  
user@vSRX-1#
- B. [edit]  
user@vSRX-1#
- C. [edit security policies]  
user@vSRX-1#
- D. user@vSRX-1>

**Answer: B**

## Question: 5

You want to enable the minimum Juniper ATP services on a branch SRX Series device.  
In this scenario, what are two requirements to accomplish this task? (Choose two.)









- A. Install a basic Juniper ATP license on the branch device.
- B. Configure the juniper-atp user account on the branch device.
- C. Register for a Juniper ATP account on <https://sky.junipersecurity.net>.
- D. Execute the Juniper ATP script on the branch device.

**Answer: A, C**

---

For More Information – **Visit link below:**  
**<http://www.certsgrade.com/>**

## PRODUCT FEATURES

-  **100% Money Back Guarantee**
-  **90 Days Free updates**
-  **Special Discounts on Bulk Orders**
-  **Guaranteed Success**
-  **50,000 Satisfied Customers**
-  **100% Secure Shopping**
-  **Privacy Policy**
-  **Refund Policy**

Discount Coupon Code: **CERTSGRADE10**

