

## Oracle

1Z0-997-22

*Oracle Cloud Infrastructure 2022 Architect Professional*

**Questions And Answers PDF Format:**

**For More Information – Visit link below:**

**<https://www.certsgrade.com/>**

*Version = Product*



---

# Latest Version: 7.0

## Question: 1

You have deployed a web application targeting a global audience across multiple Oracle Cloud Infrastructure (OCI) regions.

You decide to use Traffic Management Geo-Location based Steering Policy to serve web requests to users from the region closest to the user. Within each region you have deployed a public load balancer with 4 servers in a backend set. During a DR test disable all web servers in one of the regions however, traffic Management does not automatically direct all users to the other region.

Which two are possible causes?

- A. You did not setup a Route Table associated with load Balancer's subnet
- B. You did not setup an HTTP Health Check associated with Load Balancer public IP in the disabled region.
- C. Rather than using Geo-Location based Steering Policy, you should use Failover Policy Type to serve traffic.
- D. One of the two working web servers in the other region did not pass its HTTP health check
- E. You did not correctly setup the Load Balancer HTTP health check policy associated with backend set

**Answer: B, E**

Explanation:

Managing Traffic Management GEOLOCATION Steering Policies

Geolocation steering policies distribute DNS traffic to different endpoints based on the location of the end user. Customers can define geographic regions composed of originating continent, countries or states/provinces (North America) and define a separate endpoint or set of endpoints for each region.

The Health Checks service allows you to monitor the health of IP addresses and hostnames, as measured from geographic vantage points of your choosing, using HTTP and ping probes. After configuring a health check, you can view the monitor's results. The results include the location from which the host was monitored, the availability of the endpoint, and the date and time the test was performed.

Also you can Combine Managing Traffic Management GEOLOCATION Steering Policies with Oracle Health Checks to fail over from one region to another

The Load Balancing service provides health status indicators that use your health check policies to report on the general health of your load balancers and their components.

if you misconfigure the health check Protocol between the Load balancer and backend set that can lead to not get an accurate response as example below

If you run a TCP-level health check against an HTTP service, you might not get an accurate response. The TCP handshake can succeed and indicate that the service is up even when the HTTP service is not configured or having other issues. Although the health check appears good customers might experience transaction failures.

## Question: 2

Your team is conducting a root analysis (RCA) following a recent, unplanned outage. One of the block volumes attached to your production WebLogic server was deleted and you have tasked with identifying the source of the action. You search the Audit logs and find several Delete actions that occurred in the previous 24 hours. Given the sample of this event.

```
"event":{
  "tenantId":"ocidl.tenancy.ocl..aaaaaaaaymp6954bqkimnbuciaaslaaaaa"
  "compartmentId":"ocidl.compartment.oc1..aaaaaaaav4x6wimindk7znpuAlaaa"
  "compartmentName":"Production"
  "eventId":"14a87512 dblrille),A06-041027d191/9"
  "eventName":"DeleteVolume"
  "eventSource":"BlockVolumes"
  "eventType":"ServiceAPI"
  "principalId":"ocidl.user.oc1..aaaaaaaiglSkkeib62pz3ualqwy6otzd7daaqaaaaa"
  "credentialId":""
  "requestAction":"DELETE"
  "requestId":"csid06406dob4a7999cecId51604ce52/f79253t181thilb36blad34bm51040/FA112B6BFFOK3011165F6SUM00"
  "requestAgent":"Mozilla/5.0 (Windows NT 10.0; Win64; x64) AppleWebKit/531.36 WM, like Gecko) Chrome/15.0.377.14..."
  "requestHeaders":(...)
}
"requestOrigin":"129.254.11.219"
"request Resource":"/20160918/volumes/ociAl.volume.oc1.iad.abuwc1jtxksq424tohcipilbzzl3w)rrij2ezissSes105125kzxliq"
"responseStatus":"204"
```

Which item from the event log helps you identify the individual or service that initiated the DeleteVolume API call?

- A. requestAgent
- B. eventsource
- C. principalId
- D. requestOrigin
- E. eventId

**Answer: C**

Explanation:

The Oracle Cloud Infrastructure Audit service automatically records calls to all supported Oracle Cloud Infrastructure public application programming interface (API) endpoints as log events. Currently, all services support logging by Audit.

Every audit log event includes two main parts:

Envelopes that act as a container for all event messages

Payloads that contain data from the resource emitting the event message

The identity object contains the following attributes.

data.identity.authType The type of authentication used.

data.identity.principalId The OCID of the principal.

data.identity.principalName The name of the user or service. This value is the friendly name associated with principalId .

### Question: 3

An online registration system is currently hosted on one large Oracle Cloud Infrastructure (OCI) Bare metal compute Instance with attached block volume to store of the users' data. The registration system

---

accepts the Information from the user, Including documents and photos then performs automated verification and processing to check if the user is eligible for registration.

The registration system becomes unavailable at times when there is a surge of users using the system the existing architecture needs improvement as it takes a long time for the system to complete the processing and the attached block volumes are not large enough to use data being uploaded by the users.

Which is the most effective option to achieve a highly scalable solution?

A. Attach more Block volumes as the data volume increases, use Oracle Notification Service (ONS) to distribute tasks to a pool of compute instances working in parallel, and Auto Scaling to dynamically size the pool of instances depending on the number of notifications received from the Notification Service. Use Resource Manager stacks to replicate your architecture to another region.

B. Change your architecture to use an OCI Object Storage standard tier bucket, replace the single bare metal instance with a Oracle Streaming Service (OSS) to ingest the incoming requests and distribute the tasks to a group of compute instances with Auto Scaling

C. Upgrade your architecture to use a pool of Bare metal servers and configure them to use their local SSDs for faster data access Set up Oracle Streaming Service (OSS) to distribute the tasks to the pool of Bare metal instances with Auto Scaling to dynamically increase or decrease the pool of compute instances depending on the length of the Streaming queue.

D. Upgrade your architecture to use more Block volumes as the data volume increases. Replace the single bare metal instance with a group of compute instances with Auto Scaling to dynamically increase or decrease the compute instance pools depending on the traffic.

**Answer: D**

### Question: 4

A data analytics company has been building its next generation big data and analytics platform on Oracle Cloud Infrastructure (OCI). They need a storage service that provides the scale and performance that their big data applications require such as high throughput to compute nodes with low latency file operations in addition, their data needs to be stored redundantly across multiple nodes in a single availability domain and allows concurrent connections from multiple compute instances hosted on multiple availability domains.

Which OCI storage service can you use to meet this requirement?

- A. Object Storage
- B. File System Storage
- C. Archive storage
- D. Block Volume

**Answer: B**

Explanation:

Oracle Cloud Infrastructure File Storage service provides a durable, scalable, secure, enterprise-grade network file system. You can connect to a File Storage service file system from any bare metal, virtual machine, or container instance in your Virtual Cloud Network (VCN). You can also access a file system from outside the VCN using Oracle Cloud Infrastructure FastConnect and Internet Protocol security (IPSec) virtual private network (VPN).

Use the File Storage service when your application or workload includes big data and analytics, media processing, or content management, and you require Portable Operating System Interface (POSIX)-compliant file system access semantics and concurrently accessible storage. The File Storage service is designed to meet the needs of applications and users that need an enterprise file system across a wide range of use cases

## Question: 5

You have an Oracle database system in a virtual cloud network (VCN) that needs to be accessible on port 1521 from your on-premises network CIDR 172.17.0.0/24.

You have the following configuration currently.

Virtual cloud network (VCD) is associated with a Dynamic Routing Gateway (DRG), and DRG has an active IPSec connection with your on-premises data center.

Oracle database system is hosted in a private subnet

The private subnet route table has the following configuration

The private subnet route table has following configuration.

The screenshot shows the Oracle Cloud Infrastructure console interface for configuring network security rules. It includes a table for ingress security rules and a section for network security group rules.

| Destination   | Target Type              | Target  |
|---------------|--------------------------|---------|
| 172.17.0.0/24 | Dynamic Routing Gateways | ASH-DRG |

0 Selected

The private subnet security list has following **INGRESS** security rule.

| Stateless | Source        | IP Protocol | Source Port Range | Destination Port Range | Type and Code | Allows                      |
|-----------|---------------|-------------|-------------------|------------------------|---------------|-----------------------------|
| Yes       | 172.17.0.0/24 | TCP         | All               | 1521                   |               | TCP traffic for ports: 1521 |

The Oracle database system is part of a network security group with following security rules.

Buttons: Add Rules, Edit, Remove

| Direction | Source or Destination | Protocol | Details | Description |
|-----------|-----------------------|----------|---------|-------------|
|-----------|-----------------------|----------|---------|-------------|

However, you are still unable to connect to the Oracle Database system.

Which action will resolve this issue?

A)

Add an EGRESS rule in network security group as following.

The screenshot shows the Oracle Cloud Infrastructure console interface for configuring network security rules. It includes a table for destination and target type.

| Destination | Target Type              | Target  |
|-------------|--------------------------|---------|
| 0.0.0.0/0   | Dynamic Routing Gateways | ASH-DRG |

B)

Add a route rule in the private subnet route table as following.

| <input type="checkbox"/> | Destination | Target Type              | Target  |
|--------------------------|-------------|--------------------------|---------|
| <input type="checkbox"/> | 0.0.0.0/0   | Dynamic Routing Gateways | ASH-DRG |

C)

Add an EGRESS rule in private subnet security list as following.

| <input type="checkbox"/> | Stateless | Destination   | IP Protocol | Source Port Range | Destination Port Range | Type and Code | Allows                      |
|--------------------------|-----------|---------------|-------------|-------------------|------------------------|---------------|-----------------------------|
| <input type="checkbox"/> | Yes       | 172.17.0.0/24 | TCP         | 1521              | All                    |               | TCP traffic for port s: All |

D)

Add an EGRESS rule in private subnet security list as following.

| <input type="checkbox"/> | Stateless | Destination   | IP Protocol | Source Port Range | Destination Port Range | Type and Code | Allows                       |
|--------------------------|-----------|---------------|-------------|-------------------|------------------------|---------------|------------------------------|
| <input type="checkbox"/> | No        | 172.17.0.0/24 | TCP         | All               | 1521                   |               | TCP traffic for port s: 1521 |









- A. Option A
- B. Option B
- C. Option C
- D. Option D

**Answer: C**

---

For More Information – **Visit link below:**  
**<http://www.certsgrade.com/>**

## PRODUCT FEATURES

-  **100% Money Back Guarantee**
-  **90 Days Free updates**
-  **Special Discounts on Bulk Orders**
-  **Guaranteed Success**
-  **50,000 Satisfied Customers**
-  **100% Secure Shopping**
-  **Privacy Policy**
-  **Refund Policy**

Discount Coupon Code: **CERTSGRADE10**

