

Certification Exams

MCQS

Multiple-choice questions for general practitioner (GP) Doctor

Questions And Answers PDF Format:

For More Information – Visit link below:

<https://www.certsgrade.com/>

Version = Product



Latest Version: 6.0

Question: 1

A 38-year-old man presents with acute infection of skin in the leg. Diagnosis of cellulitis has been made. What should be prescribed?

- A. Ceftriaxone + Flucloxacillin
- B. Vancomycin + Metronidazole
- C. Metronidazole + Erythromycin
- D. Ceftriaxone + Terbinafine
- E. Penicillin + Flucloxacillin

Answer: E

Explanation:

Penicillin + Flucloxacillin. Cellulitis is usually caused by bacteria, such as staphylococci or streptococci, which are commonly present on the skin. So Penicillin + Flucloxacillin should be given.

Question: 2

Hypothyroid patient on thyroxine had anorexia, dry cough and dyspnea & left ventricular dysfunction. She had normal TSH & T4 levels, Hyperphosphatemia & hypocalcemia

a. The diagnosis is:

- A. Hypopituitarism
- B. Primary Hypopituitarism
- C. Secondary Hypopituitarism
- D. Uncontrolled Hypopituitarism

Answer: B

Explanation:

Primary hypoparathyroidism is defined by a low concentration of PTH with a concomitant low calcium level. In pseudo hypoparathyroidism, the serum PTH concentration is elevated as a result of resistance to

PTH caused by mutations in the PTH receptor system. In secondary hypoparathyroidism, the serum PTH concentration is low and the serum calcium concentration is elevated.

Question: 3

Condition not associated with increased alpha fetoprotein:

- A. Myelomeningocele
- B. Down syndrome
- C. Spina bifida
- D. Gastroschisis

Answer: B

Explanation:

Down syndrome associated with DECREASED levels of alpha fetoprotein. Not increased. Reference:
https://en.m.wikipedia.org/wiki/Triple_test

Question: 4

A female presented with swelling over the neck that moves with swallowing with lymphadenopathy at external jugular vein. Swallowing diagnosed as thyroid carcinom

a. She has most likely which type?

- A. Papillary carcinoma
- B. Medullary carcinoma
- C. Follicular carcinoma

Answer: A

Question: 5









Which of the following is not a degenerative corneal disease?

- A. Keratokonus
- B. Marginal dystrophy
- C. Fatty/lipid degeneration
- D. Moorens's ulcer
- E. Band keratopathy

Answer: D

For More Information – **Visit link below:**
<http://www.certsgrade.com/>

PRODUCT FEATURES

-  **100% Money Back Guarantee**
-  **90 Days Free updates**
-  **Special Discounts on Bulk Orders**
-  **Guaranteed Success**
-  **50,000 Satisfied Customers**
-  **100% Secure Shopping**
-  **Privacy Policy**
-  **Refund Policy**

Discount Coupon Code: **CERTSGRADE10**

