

Certification Exams

*CDL
Commercial Drivers Licence*

Questions And Answers PDF Format:

**For More Information – Visit link below:
<https://www.certsgrade.com/>**

Version = Product



Latest Version: 6.0

Question: 1

Which of the following is required on all commercial vehicles?

- A. Equipment to assist changing tires
- B. Accident detail package
- C. Spare fuses (unless your CMV has circuit breakers)

Answer: C

Explanation:

All commercial vehicles must have the following emergency equipment: fire extinguisher, spare fuses (unless your CMV has circuit breakers), and three reflective triangles.

Question: 2

If a vehicle is placarded, how many identical placards must it have?

- A. 2
- B. 4
- C. 6

Answer: B

Explanation:

Placards are 10 inches on each side and are diamond-shaped. Cargo tanks and other bulk packaging display the ID number of their contents on placards or orange panels. A placarded vehicle must have at least four identical placards. They are placed on the front, rear, and both sides of the vehicle. Not all vehicles that carry hazardous materials need placards. You can drive a vehicle carrying hazardous materials if it does not require placards. If it requires placards, you may not drive it unless you have a hazardous material endorsement on your commercial driver's license.

Question: 3

You should try to avoid backing:

- A. Whenever it's raining
- B. When you don't have a spotter
- C. Whenever possible

Answer: C

Explanation:

When operating your vehicle, you are not able to see everything behind you, which makes backing very dangerous. Try to avoid backing whenever possible.

Question: 4

When you are on an incline and the parking brake is engaged, you should release it only:

- A. When the clutch is partly engaged
- B. Once you start the truck
- C. When you have enough power to keep from rolling back

Answer: C

Explanation:

Use the parking brake when on an incline to keep the vehicle in place. Release it only when you have enough power to keep from rolling back.

Question: 5

What emergency equipment is required on all commercial vehicles?

- A. A record of emergency phone numbers
- B. Three reflective triangles
- C. Tire chains

Answer: B

Explanation:

All commercial vehicles must have the following emergency equipment: fire extinguisher, spare fuses (unless your CMV has circuit breakers), and three reflective triangles.

Question: 6

How long does it take for the average driver to bring a heavy vehicle to a stop when driving 55 miles per hour on dry pavement?

- A. About 100 feet or about 2 seconds
- B. About 200 feet or about 4 seconds
- C. About 300 feet or about 6 seconds

Answer: C

Explanation:

In this situation it would take about 300 feet, or about six seconds, for the average driver to bring a heavy vehicle to a stop.

Question: 7

Should you turn the retarder off when the road is wet, icy, or snow covered?

- A. No, because you need more braking power then.
- B. No, because the engine retarder will have no effect on traction.
- C. Yes, whenever your drive wheels have poor traction, the retarder may cause a skid.

Answer: C

Explanation:

Whenever your drive wheels have poor traction because of wet, icy, or snow-covered road conditions, use of the retarder may cause a skid.

Question: 8

How do you test hydraulic brakes for their stopping action?

- A. Go about five miles per hour. Push the brake pedal firmly.
- B. With the vehicle stopped, pump the brake pedal three times. Apply firm pressure, and then hold for five seconds.
- C. With the vehicle stopped, push the brake pedal firmly, and then hold for five seconds.

Answer: A

Explanation:

To test hydraulic brakes, go about five miles per hour, then push the brake pedal firmly.

Question: 9

If you think that a tire has blown out, what should you do in stopping?

- A. Hold the steering wheel firmly. Do not touch the brakes until the vehicle has slowed down, then you can brake very gently.
- B. Hold the steering wheel firmly. Use hard braking to get off the highway as soon as possible and stop.
- C. Hold the steering wheel loosely. Use hard braking to stop.

Answer: A

Explanation:

If you think that a tire has blown out, make sure that you are holding the steering wheel firmly. Then, once the vehicle has slowed down, apply the brakes very gently.

Question: 10

Brake fade results from excessive heat, causing:

- A. The brakes to get out of adjustment
- B. Chemical changes in the brake lining and expansion of the brake drums
- C. The brake shoes and linings to move less to contact the drums

Answer: B

Explanation:

Brake fade results from excessive heat, which causes expansion of the brake drums, and also causes chemical changes in the brake lining that reduce friction. As the overheated drums expand, the brake shoes and linings have to move farther to contact the drums, and the force of this contact is reduced. Continued overuse may increase brake fade until the vehicle cannot be slowed down or stopped. Brake fade is also affected by adjustment. To safely control a vehicle, every brake must do its share of the work. Brakes out of adjustment will stop doing their share before those that are in adjustment. The other brakes can then overheat and fade, and there will not be enough braking available to control the vehicle.

Question: 11

When you are stopped on the side of a curved road with an obstructed view, what are the proper intervals from your truck to place your reflective triangles?

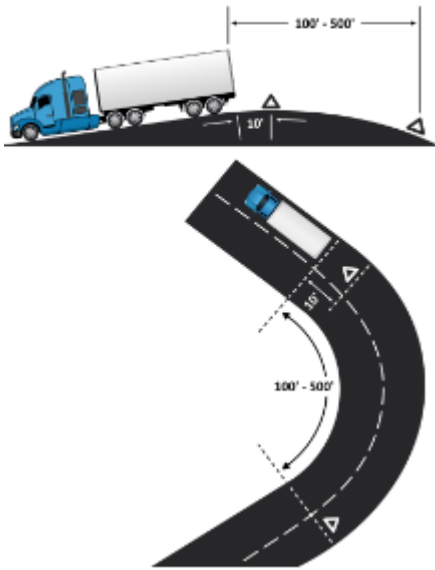
- A. Behind you at 10 feet, 100 feet and 200 feet
- B. In front of you at 100 feet and behind you at 10 feet and 100 feet
- C. Behind you at 10 feet and also anywhere from 100 to 500 feet

Answer: C

Explanation:

Place one reflective triangle 10 feet behind your vehicle and another anywhere from 100 to 500 feet behind your vehicle.

OBSTRUCTED VIEW



Question: 12

When you are stopped on the side of a one-way road or divided highway, what are the proper intervals from your truck to place your reflective triangles?

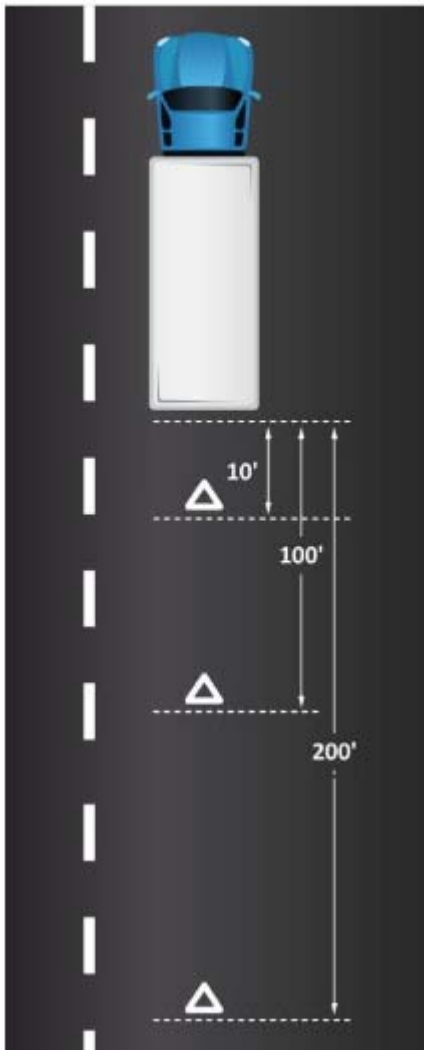
- A. Behind you at 10 feet, 100 feet and 200 feet
- B. In front of you at 100 feet and behind you at 10 feet and 100 feet
- C. Behind you at 10 feet and also anywhere from 100 to 500 feet

Answer: A

Explanation:

On a one-way road or divided highway, place your reflective triangles behind you at ten feet, 100 feet, and 200 feet, as shown below.

One-Way or Divided Highway



Question: 13

What is controlled braking?

- A. Braking such that your wheels will stop rolling and bring the vehicle to a quick stop
- B. Applying your brakes fully and not releasing them
- C. Applying a lot of pressure to the brakes without locking the wheels

Answer: C

Explanation:

Controlled braking refers to applying a lot of pressure to the brakes without locking the wheels.

Question: 14

Which of the following is NOT advisable during a tire failure?

- A. Grasp the steering wheel firmly.
- B. Brake until the vehicle slows down.
- C. After you've come to a stop, get out and check all the tires.

Answer: B

Explanation:

Keep off the brake. It's natural to want to halt in an emergency, but braking when a tire has failed could cause you to lose control. Unless you're about to run into something, stay off the brake until the vehicle has slowed down. Then brake very gently, pull off the road, and stop.

Question: 15

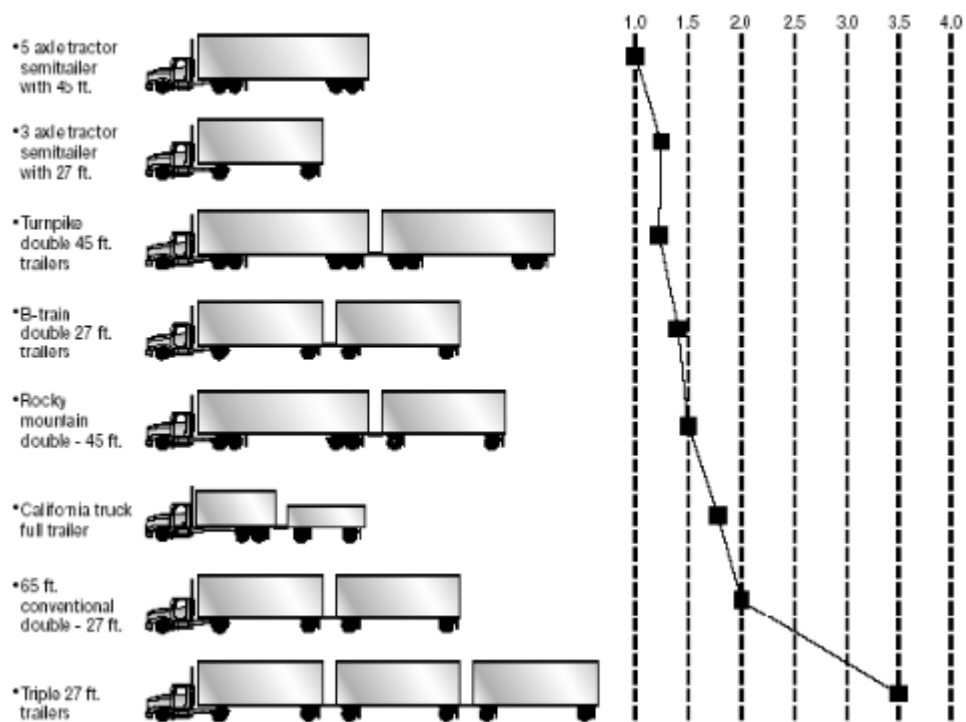
Which of the following would have the least rearward amplification in a quick lane change?

- A. Turnpike, double 45-foot trailers
- B. Rocky mountain double—45 feet
- C. Triple 27-foot trailers

Answer: A









Explanation:

INFLUENCE OF COMBINATION TYPE ON REARWARD AMPLIFICATION



For More Information – **Visit link below:**
<https://www.certsgrade.com/>

PRODUCT FEATURES

-  **100% Money Back Guarantee**
-  **90 Days Free updates**
-  **Special Discounts on Bulk Orders**
-  **Guaranteed Success**
-  **50,000 Satisfied Customers**
-  **100% Secure Shopping**
-  **Privacy Policy**
-  **Refund Policy**

16 USD Discount Coupon Code: **NB4XKTMZ**



Visit us at <https://www.certsgrade.com/pdf/cdl/>