

## *Autodesk*

*ACP-620*  
*Jira Project Administrator*

**Questions And Answers PDF Format:**

**For More Information – Visit link below:**  
**<https://www.certsgrade.com/>**

*Version = Product*



---

# Latest Version: 6.0

## Question: 1

Which of the following is not the option that users can choose to colour the card?

- A. Priorities
- B. None
- C. Queries
- D. Assignees
- E. Issue Type
- F. Status

**Answer: F**

Explanation:

There are 5 options that users can choose from:

- Issue type
- Assignees
- Priorities
- Queries
- None

## Question: 2

Razi is creating a new Kanban board with multiple Jira projects. Some of the issues are missing from the board.

Which of the following are true? (Choose two.)

- A. Some statuses are not properly mapped to the correct column.
- B. The user does not have the 'Browse Projects' permission for some projects.
- C. The user does not have the 'View Issues' permission for some projects.
- D. Some issues have 'Issue Level Security' applied.

**Answer: B,D**

Explanation:

View Issues permission does not exist in Jira.

If users are creating a new board (Kanban or Scrum) with multiple Jira projects, and each project has a unique workflow, all statuses will be mapped to 3 default columns: To Do, In Progress, and Done.

On the Kanban board, the issues will appear on the board as soon as users created the board.

On the Scrum board, the issues will not appear on the board. After creating a new Scrum board, you do not have an active sprint. Only issues in the active sprint will appear on the Scrum board.

---

### Question: 3

Nina's team plans to complete 10 issues in the sprint. However, there are 2 issues still unresolved. As a project administrator, what is the minimum permission Nina needs to complete the current sprint? (Choose four.)

- A. Manage Sprints
- B. Edit Issues
- C. Transition Issues
- D. Move Issues
- E. Schedule Issues
- F. Browse Projects

**Answer: A,B,E,F**

Explanation:

To complete a sprint, users must be a Jira Administrator. Non-administrator users need Manage Sprints permission to manage the sprint. Since the user is not a Jira administrator, Manage Sprints permission is required.

The user requires Edit Issues and Schedule Issues because there are 2 unresolved issues that need to be moved to the backlog or to the next sprint.

Browse Projects is the required permission to view the issues.

Move Issues permission is for moving issues to another project, which is not required in managing the sprint.

Transition Issues grants users the ability to transition issues' status, which is not required in managing the sprint.

### Question: 4

As a scrum master, Nina needs a graphical chart to get the overall story points of each previous sprint to estimate the total story points for the next sprint. Which chart should Nina use?

- A. Control chart
- B. Epic burndown report
- C. Cumulative flow diagram
- D. Velocity chart
- E. Burndown chart

**Answer: D**

Explanation:

The Velocity Chart displays the average amount of work a scrum team completes during a sprint. Teams

---

can use velocity to predict how quickly they can work through the backlog because the report tracks the forecasted and completed work over several sprints. The more sprints, the more accurate the forecast. The scrum master can decide the total story points their team can commit for the next sprint by using the previous data in the velocity chart.

### Question: 5

Nick is a finance manager for some projects. His Kanban board should only display finance-related issues using Jira components without clicking any buttons on the board. He also needs to ensure the filtered results will not change the result in his Cumulative Flow Diagram report.

Which feature can he use to achieve this?

- A. Board Filter
- B. Quick Filters
- C. Hide completed issues
- D. Board Sub-Filter
- E. Issue Detail View
- F. Swimlanes

**Answer: D**

Explanation:

Nick should add additional 'component' JQL to the Board Sub-Filter to search for the related components.

JQL search results from the Board Sub-Filter will apply to Jira boards only. (exists in Kanban boards only)

JQL search results from the Board Filter will apply to Jira boards and reports.

Swimlanes is a row on the board that can be used to group issues. There are a few types of Swimlanes; Queries, Stories, Assignees, Epics, Projects, or None. If you choose None, no swimlanes will be displayed. Quick Filters allow users to enable/disable multiple filters with a single click from their Jira board view. If users selected multiple filters, only issues that match selected filters will be displayed. For example, if users selected 'Java Component' and 'High Priority', the result will be issues that have critical issues with Java components only. Quick Filters JQL will not overwrite JQL in your Board Filter. Jira will apply the JQL on top of your existing JQL Board Filter.

Hide Completed Issues allow users to hide completed issues older than 1 week, 2 weeks, or 4 weeks. (exists in Kanban boards only)

Issue Detail View allows users to choose which field appears on the issues.

### Question: 6

Dom is working as a project manager for a Jira project called EPAY. The project has been deployed to production and transferred to another company for maintenance.

Which of the following action allows Dom to hide the EPAY issues from the advanced search, but other users can still access the issues through direct links.

- A. Permanently delete the Jira project.
- B. Move the Jira project to trash.
- C. Hide the Jira project.
- D. Archive the Jira project.

**Answer: D**

Explanation:

Users can archive inactive projects along with their issues, components, attachments, and versions. This won't affect associated schemes, workflows, issue types, or any content that is shared with other projects.

When a project is archived, its issues won't appear in basic or advanced search results. Users can still access these issues through direct links, but you won't be able to edit them.

A hidden project will still be visible to people with admin permissions; regular users won't be able to search, view or modify any of the project's issues.

Users can get rid of projects that they don't need by moving them to trash. The projects along with its issues, components, attachments, and versions will be available in the trash for 60 days, after which they will be permanently deleted. Associated schemes, workflows, issues types, or any content that could be shared with other projects won't be affected. Issues from projects in trash won't appear in issue search results.

To permanently delete a project, users must first move the project to trash. Once they permanently delete a project from the trash, they won't be able to recover it. If they think that they might need the project later, it is recommended to either archive projects or hide projects instead.

### Question: 7

Nina is a new hire that will be working on a Jira project. Her manager assigned the below task to her:

- Assign issues to other members
- Nina should not work on any issues
- Move issue's status to other statuses.

What are the minimum permissions that Nina needs to meet these 3 requirements? (Choose two.)

- A. Transition Issue
- B. Assignable User
- C. Move Issue
- D. Assign Issues
- E. Administer Projects
- F. Edit Issues

**Answer: A,D**

Explanation:

Nina only needs Assign Issues and Transition Issues permission. Since she will not be working with any issues, she does not need Assignable User permission. She does not need to have Edit Issues to update the issue's assignee and status.

Assign Issues grants users the ability to assign issues to other people.

Assignable User allows other users to assign issues to this user.

Moves Issues grants users the permission to move issues between projects or between workflows of the same project (if applicable). Note that the user can only move issues to a project that they have 'Create Issues' permission.

Transition Issues grants users the ability to transition issues; from status to another status.

Administer Projects permission allow users to administer a project in Jira, which includes managing versions and components.

## Question: 8

Which of the following are true about company-managed Jira boards? (Choose three.)

Note:

- Company-managed projects are formerly known as classic projects.
- Team-managed projects are formerly known as next-gen projects.

- A. Users cannot create a Scrum board in a Kanban project.
- B. Users can create a Scrum board in a Kanban project.
- C. Users cannot have both Kanban and Scrum boards on the same Jira project.
- D. Users can create a Kanban board in a Scrum project.
- E. Users cannot create a Kanban board in a Scrum project.
- F. Users can have both Kanban and Scrum boards on the same Jira project.

**Answer: B,D,F**

Explanation:

Board is just a way to view your issues. Users can create multiple Scrum or Kanban boards on any Scrum or Kanban project.

When creating the Kanban board on a Scrum project, these configurations might need to be updated:

- Issue Type schemes
- Estimation methods
- Work in progress limits
- Custom workflows

For example, the 'Backlog' and 'Selected For Development' statuses from the Scrum board will be grouped under the 'To Do' column in the Kanban Board. There will be a lot of issues in the 'To Do' column.

## Question: 9

\_\_\_\_\_ is an area chart that displays different statuses of work items for an application, version, or sprint.

- A. Cumulative flow diagram
- B. Epic burndown report

- C. Velocity chart
- D. Control chart
- E. Burndown chart

**Answer: A**

Explanation:

A Cumulative Flow Diagram (CFD) is an area chart that shows the various statuses of work items for an application, version, or sprint. The horizontal x-axis in a CFD indicates time, and the vertical y-axis indicates cards (issues). Each coloured area of the chart equates to a workflow status (i.e. a column on your board).

### Question: 10

Which of the following are false about the archived version? (Choose three.)

- A. Issues in the archived version will be hidden from the Jira board.
- B. The archived version will be hidden from the Version Report.
- C. The archived issues can be released.
- D. Issues in the archived version will be hidden from the JQL search.
- E. Users can directly move issues to the archived version.
- F. The archived version can be merged with other versions.

**Answer: A,C,D**

Explanation:

The archived version will be hidden from the Version Report.

If you have archived issues on the board, you can view them on the board b

### Question: 11

Dom's team plans to complete 10 issues in the sprint. However, there are 2 issues still unresolved. As a Jira administrator, what is the minimum permission Dom needs to complete the current sprint? (Choose three.)

- A. Manage Sprints
- B. Browse Projects
- C. Schedule Issues
- D. Edit Issues
- E. Transition Issues
- F. Move Issues

**Answer: B,C,D**

Explanation:

To complete a sprint, users must be a Jira Administrator. Non-administrator users need Manage Sprints permission to manage the sprint. Since the user is a Jira administrator, Manage Sprints permission is not required.

The user requires Edit Issues and Schedule Issues because there are 2 unresolved issues that need to be moved to the backlog or to the next sprint.

Browse Projects is the required permission to view the issues.

Move Issues permission is for moving issues to another project, which is not required in managing the sprint.

Transition Issues grants users the ability to transition issues' status, which is not required in managing the sprint.

## Question: 12

\_\_\_\_\_ is the final step in the automation and is responsible to execute the task.

- A. Requirements
- B. Steps
- C. Listeners
- D. Triggers
- E. Conditions
- F. Actions

**Answer: F**

Explanation:

Actions are the doers of your rule. They allow you to automate tasks and make changes within your site and can perform many tasks, such as editing an issue, sending a notification, or creating sub-tasks.

## Question: 13

Which of the following are the best scenarios to use Components more than Custom Field? (Choose two.)

- A. The Jira administrator will manage the new field.
- B. All Jira projects can add this new field to their issue screen.
- C. The project administrator will manage the new field.
- D. The assignee must be automatically populated based on the selected value.
- E. The user can only select a single option from the new field.

**Answer: C,D**

Explanation:



---

Components:

Users should use components when they want to auto-assign an issue to a specific user. An issue can have more than one component. Project administrators have the proper access to manage the project component. Since components only belong to a Jira project, users cannot share the component globally with other Jira projects.

Custom fields:

Users should use custom fields if they want the field to be used globally. The custom field has a few field types that can only accept a single value. Jira administrators have global permission to manage the custom field.

### Question: 14

Which users can manage the Jira board? (Choose four.)

- A. Board creator
- B. Jira administrator
- C. Board administrator
- D. Project administrator
- E. Site administrator

**Answer: A,B,C,D**

Explanation:

Site administrators cannot manage the board.

Jira admin, project admin, and board admin can manage the Jira board.

The board creator is the board administrator by default.

### Question: 15

As a scrum master, Nina wants to get all issues without labels. Suggest the right JQL. (Choose four.)

- A. labels = EMPTY
- B. labels = ""
- C. labels = "
- D. labels = null
- E. labels in (null)
- F. labels is EMPTY

**Answer: A,D,E,F**









Explanation:

All are correct except labels = "" and labels = ". These queries will return an empty result. Other JQL will return the same result.

---

For More Information – **Visit link below:**  
**<http://www.certsgrade.com/>**

## PRODUCT FEATURES

-  **100% Money Back Guarantee**
-  **90 Days Free updates**
-  **Special Discounts on Bulk Orders**
-  **Guaranteed Success**
-  **50,000 Satisfied Customers**
-  **100% Secure Shopping**
-  **Privacy Policy**
-  **Refund Policy**

Discount Coupon Code: **CERTSGRADE10**

