

IBM

C2010-068
IBM Rhapsody for Systems V8

Questions And Answers PDF Format:

For More Information – Visit link below:
<https://www.certsgrade.com/>

Version = Product



Latest Version: 6.0

Question: 1

Using Rhapsody's RELM integration can help teams achieve what outcome?

Response:

- A. Simplify code generation for embedded systems
- B. Enhance communication between team members
- C. Improve traceability and impact analysis for model changes
- D. Streamline the process of model diagram creation

Answer: C

Question: 2

In IBM Rhapsody, which feature allows for the creation of custom profiles that can extend the modeling capabilities of the tool?

Response:

- A. The Profile Toolkit
- B. The Rhapsody API
- C. Model Validation
- D. The Customization Manager

Answer: A

Question: 3

What feature in Rhapsody allows for the visualization of the dynamic behavior of a system through simulations?

Response:

- A. Design Manager
- B. Test Conductor
- C. Gateway
- D. ReportPlus

Answer: B

Question: 4

When setting up a new project in Rhapsody, what is a critical step for ensuring model consistency across different team members?

Response:

- A. Defining a clear set of naming conventions
- B. Selecting the appropriate version of SysML
- C. Enabling auto-save features
- D. Configuring model execution settings

Answer: A

Question: 5

For modeling sequential interactions in a system, which SysML diagram provides the most clarity?

Response:

- A. Block Definition Diagram (BDD)
- B. Activity Diagram
- C. Sequence Diagram
- D. Package Diagram

Answer: C

Question: 6

Which file format is commonly edited to customize profiles within Rhapsody?

Response:

- A. .xml
- B. .rpy
- C. .profile
- D. .ini

Answer: A

Question: 7

How can Rhapsody's integration with third-party analysis tools benefit a systems engineering project?

Response:

- A. By automating manual coding tasks
- B. Enhancing model validation and verification processes
- C. Simplifying the model creation process
- D. Reducing the need for model-based design

Answer: B

Question: 8

In a state machine diagram, what does a "transition" represent?

Response:

- A. The movement of data between objects
- B. A change in the state of an object in response to an event
- C. The hierarchical state of an object
- D. The initial state of the system

Answer: B

Question: 9

Which SysML diagram type is best suited for modeling system behaviors in response to external and internal events?

Response:

- A. Activity Diagram
- B. Use Case Diagram
- C. State Machine Diagram
- D. Package Diagram

Answer: C

Question: 10

Customizing Rhapsody for specific project needs can lead to which of the following outcomes?

Response:









- A. Decreased model fidelity due to customization limitations
- B. Enhanced productivity through tailored modeling environments
- C. Increased risk of model corruption with extensive customizations

D. Reduced ability to collaborate with teams using standard Rhapsody configurations

Answer: B

For More Information – **Visit link below:**
<https://www.certsgrade.com/>

PRODUCT FEATURES

-  **100% Money Back Guarantee**
-  **90 Days Free updates**
-  **Special Discounts on Bulk Orders**
-  **Guaranteed Success**
-  **50,000 Satisfied Customers**
-  **100% Secure Shopping**
-  **Privacy Policy**
-  **Refund Policy**

16 USD Discount Coupon Code: NB4XKTMZ

