

Nutanix

NCP-MCA

Nutanix Certified Professional - Multicloud Automation V6.5

Questions And Answers PDF Format:

For More Information – Visit link below:

<https://www.certsgrade.com/>

Version = Product



Latest Version: 7.1

Question: 1

In order to give Consumers the ability to modify attributes, what should the Blueprint creator implement in the design?

- A. Custom actions
- B. eScript task with custom macros
- C. Runtime variables
- D. HTTP task with built-in macros

Answer: C

Explanation:

Runtime variables are variables that can be modified by the Consumer during the deployment of a Blueprint or after the deployment is complete. They allow the Consumer to customize the attributes of the infrastructure and applications according to their needs. Runtime variables can be defined in the Blueprint settings or in the Blueprint YAML file. They can also be used in the Blueprint tasks to pass dynamic values to the scripts or commands. Runtime variables can be of different types, such as text, number, boolean, list, or password. They can also have default values, constraints, and descriptions to guide the Consumer.

Reference:

Nutanix Certified Professional - Multicloud Automation (NCP-MCA) Exam Blueprint Guide, Section 2, Objective 2.1

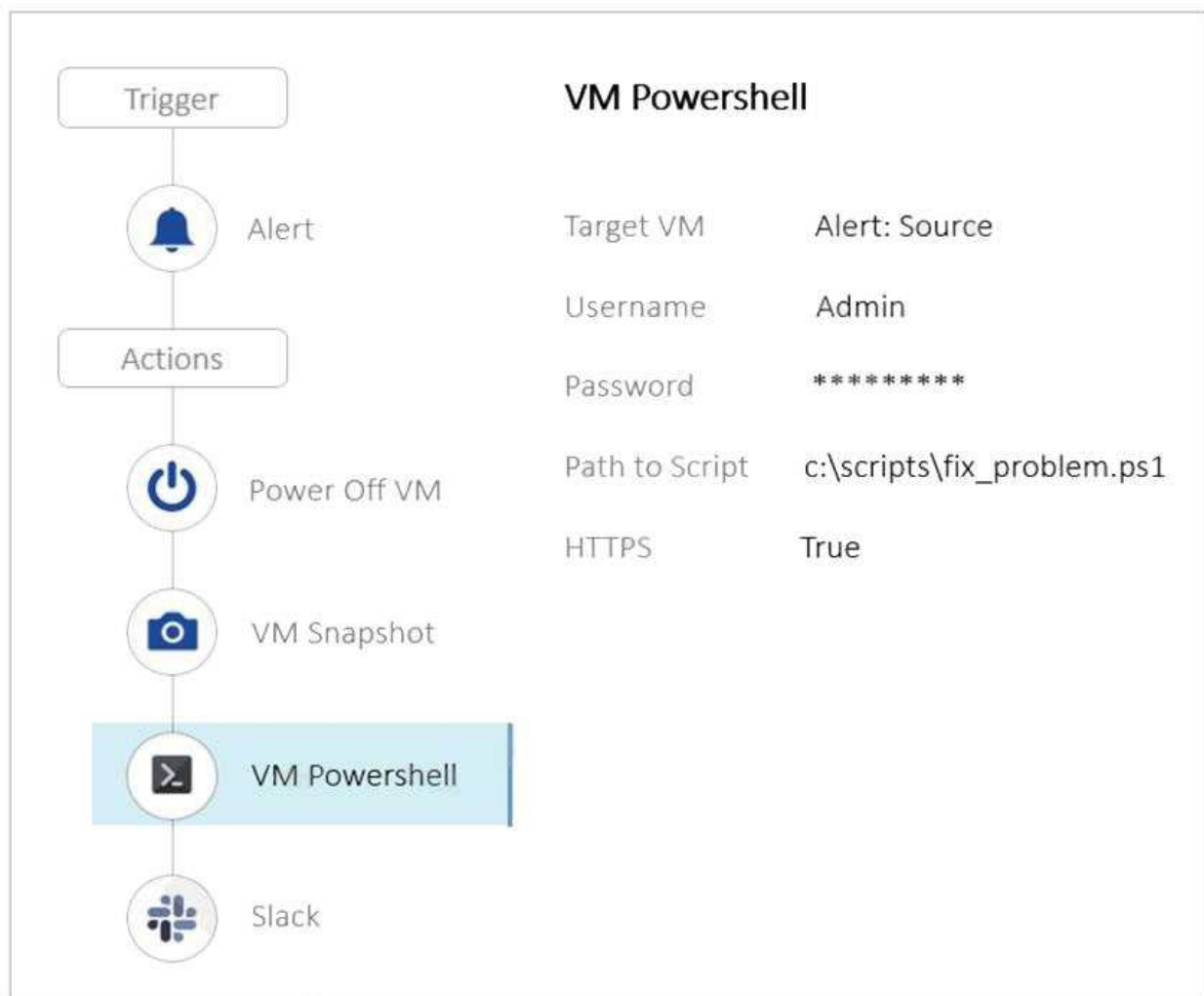
Nutanix Multicloud Automation Administration (NMCAA) Course, Module 4, Lesson 4.3

Nutanix Calm User Guide, Chapter 4, Section 4.2

Reference: https://portal.nutanix.com/page/documents/details?targetId=Nutanix-Calm-Admin-Operations-Guide-v3_2_7:nuc-nucalm-blueprint-management-c.html

Question: 2

Refer to the exhibit.



The Playbook is designed to execute a script, in order to fix a known problem in the application. However, it keeps failing. Why is this Playbook continuing to fail?

- A. Slack configuration should be reviewed.
- B. The script is incorrect.
- C. The Playbook actions are in the wrong order.
- D. Not enough storage space in order to take a snapshot.

Answer: C

Explanation:

In the context of Nutanix Multicloud Automation (NCP-MCA), the order of actions in a playbook is crucial for its successful execution. In this case, the playbook is designed to execute a script to fix a known problem in an application but keeps failing because it attempts to power off the VM and take a snapshot before executing the script. The correct order should be to execute the script first, then power off the VM if necessary, and finally take a snapshot. Reference: I found some references from Nutanix Multicloud Automation (NCP-MCA) Learning documents or resources that might be helpful for you:

Nutanix Certified Professional - Multicloud Automation (NCP-MCA) 6.5 Exam: This is the official exam blueprint guide that covers the objectives, topics, and skills required for the certification. It also provides some sample questions and answers.

Nutanix Certified Professional - Multicloud Automation (NCP-MCA) Exam Blueprint Guide: This is another version of the exam blueprint guide that has similar content as the previous one.

Free Questions for NCP-MCA by certscare - p2pexams.com: This is a PDF document that contains 11 questions and answers for the NCP-MCA exam. The question you asked is one of them, and the answer is the same as mine.

Question: 3

Which action should an administrator use to request a static IP address from an IPAM solution?

- A. Profile
- B. Pre-create
- C. Guest Customization
- D. Create

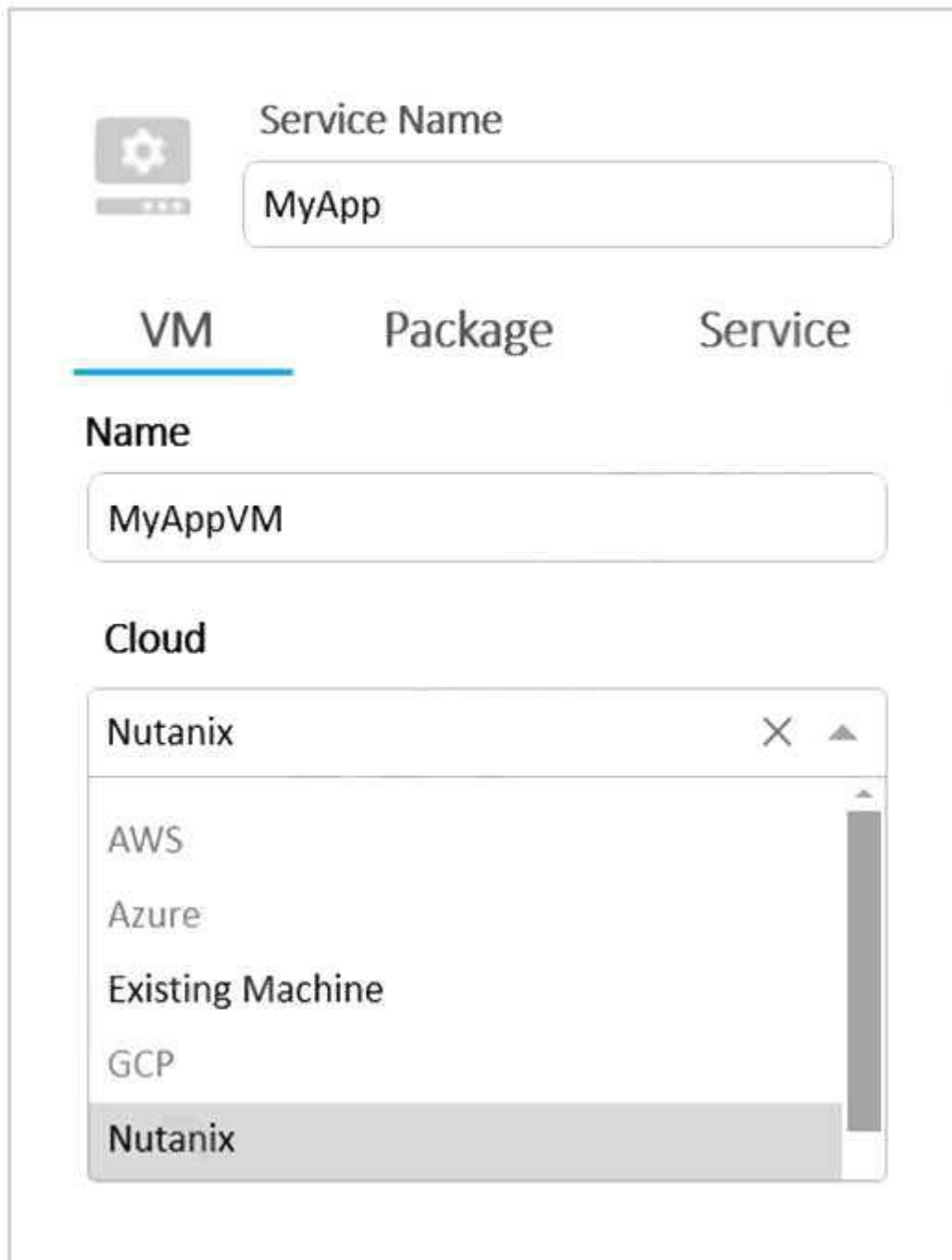
Answer: B

Explanation:

When integrating with an IP Address Management (IPAM) solution within Nutanix Calm, an administrator would use a 'Pre-create' task to request a static IP address. This task is performed before the actual creation of the VM, ensuring that the IP address is allocated and can be assigned during the VM's creation process. Profiles (A) are used to define deployment environments, Guest Customization (C) is used for configuring the OS settings, and Create (D) is typically the task for provisioning the actual VM, not for requesting an IP.

Question: 4

Refer to the exhibit.



Service Name

MyApp

VM Package Service

Name

MyAppVM

Cloud

Nutanix

AWS

Azure

Existing Machine

GCP

Nutanix

What needs to be done in order to enable the developer to complete this requested task? (Choose two.)

- A. Create AWS and Azure Providers
- B. Add the Providers to the Project
- C. Enable Environment for AWS and Azure
- D. Upgrade Calm to version 3.2.x

Answer: AB

Explanation:

In order to enable the developer to complete the requested task, AWS and Azure Providers need to be created (Option A). This is because, in the context of Nutanix Calm, providers are integrations with public and private cloud infrastructures. The developer is trying to deploy an application on AWS and Azure clouds but currently only has Nutanix as a configured provider. After creating the providers, they need to be added to the project (Option B) so that applications can be deployed on them. Option C is incorrect because environments are not required for multicloud deployments. Option D is also incorrect because Calm version 3.2.x is not relevant to the question.

Reference: The information can be verified from Nutanix official training and certification documents available at Nutanix Training & Certification. You can also check out the Nutanix Certified Professional - Multicloud Automation (NCP-MCA) 6.5 Exam guide for more details on the exam objectives and format. Additionally, you can watch the Nutanix Calm - Multicloud Automation playlist on YouTube for some video tutorials on Nutanix Calm features and functionalities.

Reference: https://portal.nutanix.com/page/documents/details?targetId=Nutanix-Calm-Admin-Operations-Guide-v3_3_0:Projects%20and%20Environments

Question: 5

A company is new to automation and has infrastructure they would like to automate with Calm to provide standardized automation. The company also wants to create a Hybrid Cloud environment with their existing infrastructure which includes AHV, Azure, AWS, and a small legacy vSphere environment. In which two locations can Calm be deployed? (Choose two.)

- A. vSphere Essential Edition
- B. VMware ESXi
- C. Nutanix AHV
- D. Any Public Cloud

Answer: C D

Explanation:









Nutanix Calm is a cloud-agnostic automation and orchestration solution that can be deployed on Nutanix AHV or any public cloud platform, such as AWS, Azure, or GCP. Calm can also manage applications across multiple cloud environments, including hybrid clouds. Calm cannot be deployed on vSphere Essential Edition or VMware ESXi, as these are not supported hypervisors for Calm. However, Calm can manage existing VMs on vSphere or ESXi clusters through the VMware provider. Reference: Nutanix Calm Configuration and Training¹

Nutanix Calm Admin and Operations Guide²

Reference: <https://portal.nutanix.com/page/documents/solutions/details?targetId=RA-2093-Nutanix-Calm:top-nutanix-calm-overview.html>

For More Information – **Visit link below:**
<https://www.certsgrade.com/>

PRODUCT FEATURES

-  **100% Money Back Guarantee**
-  **90 Days Free updates**
-  **Special Discounts on Bulk Orders**
-  **Guaranteed Success**
-  **50,000 Satisfied Customers**
-  **100% Secure Shopping**
-  **Privacy Policy**
-  **Refund Policy**

16 USD Discount Coupon Code: **NB4XKTMZ**



Visit us at <https://www.certsgrade.com/pdf/ncp-mca/>