

# *SAS Institute*

*A00-255*

*SAS Predictive Modeling Using SAS Enterprise Miner 14*

**Questions And Answers PDF Format:**

**For More Information – Visit link below:**

**<https://www.certsgrade.com/>**

*Version = Product*



# Latest Version: 6.0

## Question: 1

Perform these tasks in SAS Enterprise Miner:

- Add a Decision Tree node, as shown below. (Make sure you use only default options in the Decision Tree node.)



- Run the Decision Tree node.

What is the probability that TARGET=0 for ID=000355 in the training data?

Response:

- A. 0.9341825902
- B. 0.9220647773
- C. 0.077935227
- D. 0.0658174098

**Answer: B**

## Question: 2

-> Add a Decision Tree node after the Impute node with TARGET as the dependent variable and all other input variables as independent variables (main effects only).

- Allow for 1 substitute rule in case the variable for the primary splitting rule is missing.

- Disable pruning for the decision tree.

-> Add another Neural Network node after the decision tree with TARGET as the dependent variable and all other input variables as independent variables (main effects only).

- Configure the Neural Network model to use Average Error for Model Selection Criterion.

-> Run the process flow.

What is the number of input variables being used by the Neural Network Model?

Enter your numeric answer in the space below:

Response:

- A. 16
- B. 10
- C. 11

D. 13

**Answer: A**

### Question: 3

Which of the following is not true about results produced by the Regression node?

Response:

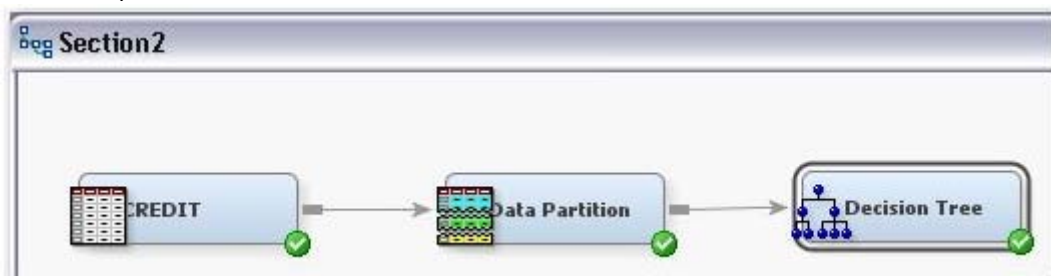
- A. Model Information provides you with information that includes the number of target categories and the number of model parameters.
- B. Variable Summary information identifies the roles of variables used by the Regression node.
- C. Type 3 Analysis of Effects provides you with information about the number of parameters that each input contributes to the model.
- D. Fit Statistics can provide information that affects decision predictions, but does not affect estimate predictions.

**Answer: D**

### Question: 4

Perform these tasks in SAS Enterprise Miner:

- Add a Decision Tree node, as shown below. (Make sure you use only default options in the Decision Tree node.)



- Run the Decision Tree node.

What percentage of all observations is being correctly predicted in the test data set by the decision tree?

Response:

- A. 16.8874%
- B. 83.1126%
- C. 84.5212%
- D. 85.2222%

**Answer: B**

## Question: 5

Perform these tasks in SAS Enterprise Miner:

- Use the Regression node to build another regression model with TARGET as the dependent variable and all other input variables as independent variables (main effects only).
- Configure the regression model to use Stepwise for Selection Model and Validation Error for Selection Criteria

a. Do not change any other property for the regression model.

Consider the variable TLCnt03 in the selected model. Based on the model results, changing this variable by 1 unit will result in which of the following?

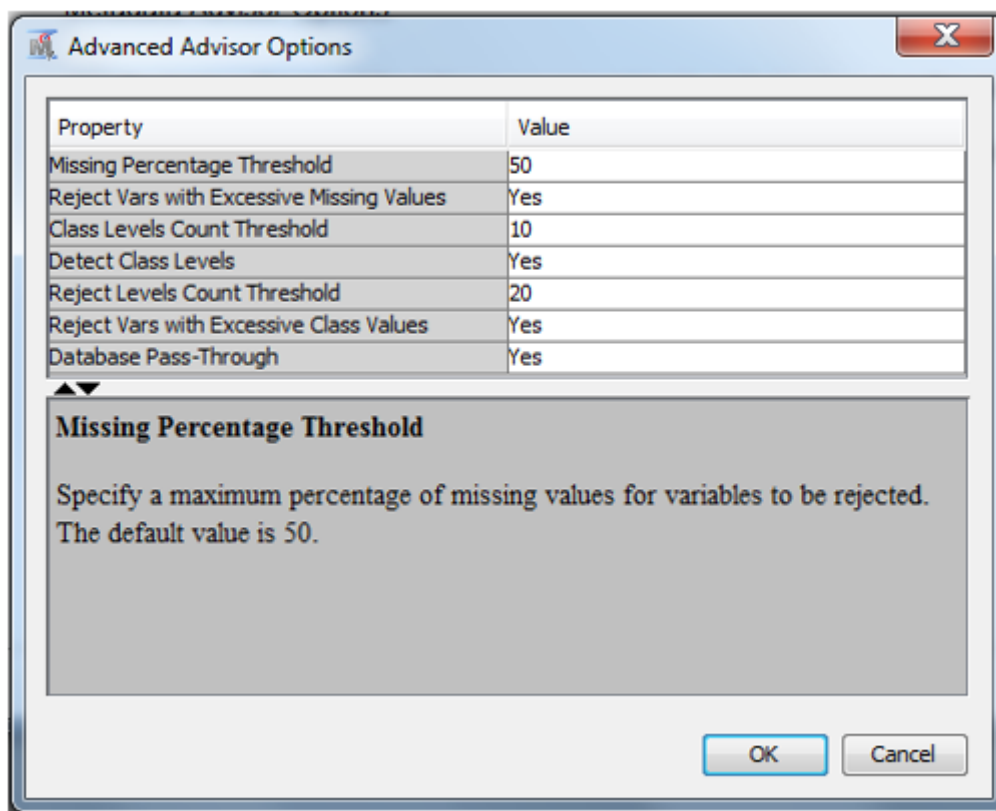
Response:

- A. reduction of odds for TARGET=1 by 0.3457
- B. reduction of odds for TARGET=1 by 0.708
- C. change of odds for TARGET=1 by a factor 0.3457
- D. change of odds for TARGET=1 by a factor 0.708

**Answer: D**

## Question: 6

Refer to the exhibit:



---

The SAS data set credit\_customers contains a numeric variable units\_sold that holds only the values: 1, 2, 3, 4. Based on the settings provided in the Advanced Advisor Options, what will be the Role and Level of the units\_sold variable when the credit\_customers data set is created using Advanced Metadata Advisor in the Data Source Wizard?

Select one:

Response:

- A. Role: Interval  
Level: Input
- B. Role: Input  
Level: Interval
- C. Role: Input  
Level: Nominal
- D. Role: Rejected  
Level: Nominal

**Answer: C**

### Question: 7

1. Create a project named Insurance, with a diagram named Explore.
  2. Create the data source, DEVELOP, in SAS Enterprise Miner. DEVELOP is in the directory c:\workshop\Practice.
  3. Set the role of all variables to Input, with the exception of the Target variable, Ins (1= has insurance, 0= does not have insurance).
  4. Set the measurement level for the Target variable, Ins, to Binary.
  5. Ensure that Branch and Res are the only variables with the measurement level of Nominal.
  6. All other variables should be set to Interval or Binary.
  7. Make sure that the default sampling method is random and that the seed is 12345.
- The variable Branch has how many levels?

Response:

- A. 19
- B. 47
- C. 12
- D. 8

**Answer: A**

### Question: 8

An analyst is performing a market basket analysis (affinity analysis) on the purchase of Shaving Cream and Seltzer Water. The purchase data from a set of 250 customers is shown below:

		Seltzer Water		Totals:
		No	Yes	
Shaving Cream	No	25	50	75
	Yes	75	100	175
Totals:		100	150	250

What is the confidence of the rule "Shaving Cream implies Seltzer Water"? You may use a calculator for this question. On the certification exam, an on-screen calculator is provided for you.

Select one:

Response:

- A. 40%
- B. 57%
- C. 60%
- D. 67%

**Answer: B**

### Question: 9

Which statement describes the Decision Tree Split Search mechanism for categorical inputs?

Select one:

Response:

- A. All levels are weighted and the weights are used for testing.
- B. The levels that have target rate of 0 or 100% are re-binned first, then weighted and the weights are used for testing.
- C. The average target value is calculated for each level, and then passed on for testing if it is the optimal split point.
- D. A clustering mechanism eliminates observations in outlier clusters as potential split points as a first step. Then, for the remaining observations, the average target value is calculated for each level, and then passed on for testing if it is the optimal split point.

**Answer: C**

### Question: 10

---

Perform these tasks in SAS Enterprise Miner:

- Continue to use the same diagram. Define and create the data set CREDIT\_SCORE for scoring. The variables (their roles and measurement levels) in the CREDIT\_SCORE data should be set as identical to those in the CREDIT data. The only exception is that the scoring data does not have a TARGET variable.
- Find the best model out of Decision Tree, Decision Tree (3-way), Regression, and Neural Network as defined by each of the four model's overall performance in the validation data measured by average squared error. Now, use this best model to score the CREDIT\_SCORE data.

CREDIT SCORE:

Alphabetic List of Variables and Attributes				
Variable	Type	Len	Format	Label
<u>BanruptcvInd</u>	Num	8	BEST12.	Bankruptcy Indicator
<u>CollectCnt</u>	Num	8	BEST12.	Number Collections
<u>DerogCnt</u>	Num	8	BEST12.	Number Public <u>Derogatories</u>
ID	Char	6		
InqCnt06	Num	8	BEST12.	Number Inquiries 6 Months
InqFinanceCnt24	Num	8	BEST12.	Number Finance Inquires 24 Months
<u>InqTimeLast</u>	Num	8	BEST12.	Time Since Last Inquiry
Alphabetic List of Variables and Attributes				
Variable	Type	Len	Format	Label
TARGET	Num	8		
TL50UtilCnt	Num	8	BEST12.	Number Trade Lines 50 pct Utilized
TL75UtilCnt	Num	8	BEST12.	Number Trade Lines 75 pct Utilized
TLBadCnt24	Num	8	BEST12.	Number Trade Lines Bad Debt 24 Months
<u>TLBadDerogCnt</u>	Num	8	BEST12.	Number Bad Dept plus Public <u>Derogatories</u>
<u>TLBalHCPct</u>	Num	8	PERCENT6.	Percent Trade Line Balance to High Credit
<u>TLCnt</u>	Num	8	BEST12.	Total Open Trade Lines
TLCnt03	Num	8	BEST12.	Number Trade Lines Opened 3 Months
TLCnt12	Num	8	BEST12.	Number Trade Lines Opened 12 Months
TLCnt24	Num	8	BEST12.	Number Trade Lines Opened 24 Months
TLDel3060Cnt24	Num	8	BEST12.	Number Trade Lines 30 or 60 Days 24 Months
TLDel60Cnt	Num	8	BEST12.	Number Trade Lines Currently 60 Days or Worse
TLDel60Cnt24	Num	8	BEST12.	Number Trade Lines 60 Days or Worse 24 Months
TLDel60CntAll	Num	8	BEST12.	Number Trade Lines 60 Days or Worse Ever
TLDel90Cnt24	Num	8	BEST12.	Number Trade Lines 90+ 24 Months
<u>TLMaxSum</u>	Num	8	DOLLAR9.	Total High Credit All Trade Lines
TLOpen24Pct	Num	8	PERCENT6.	Percent Trade Lines Open 24 Months
<u>TLOpenPct</u>	Num	8	PERCENT6.	Percent Trade Lines Open
Alphabetic List of Variables and Attributes				
Variable	Type	Len	Format	Label
<u>TLSatCnt</u>	Num	8	BEST12.	Number Trade Lines Currently Satisfactory
<u>TLSatPct</u>	Num	8	PERCENT6.	Percent Satisfactory to Total Trade Lines
<u>TLSum</u>	Num	8	DOLLAR9.	Total Balance All Trade Lines
<u>TLTimeFirst</u>	Num	8	BEST12.	Time Since First Trade Line
<u>TLTimeLast</u>	Num	8	BEST12.	Time Since Last Trade Line



---

The median of the predicted probabilities of TARGET=1 in the scoring data is in which of the following ranges?

Response:









- A. less than 0.149999
- B. 0.15-0.499999
- C. 0.50-0.849999
- D. 0.85 or more

<b>Answer: A</b>
------------------

---

For More Information – **Visit link below:**  
**<https://www.certsgrade.com/>**

## PRODUCT FEATURES

-  **100% Money Back Guarantee**
-  **90 Days Free updates**
-  **Special Discounts on Bulk Orders**
-  **Guaranteed Success**
-  **50,000 Satisfied Customers**
-  **100% Secure Shopping**
-  **Privacy Policy**
-  **Refund Policy**

**16 USD Discount Coupon Code: **NB4XKTMZ****

