

SAS Institute

A00-225
SAS Advanced Predictive Modeling

Questions And Answers PDF Format:

For More Information – Visit link below:
<https://www.certsgrade.com/>

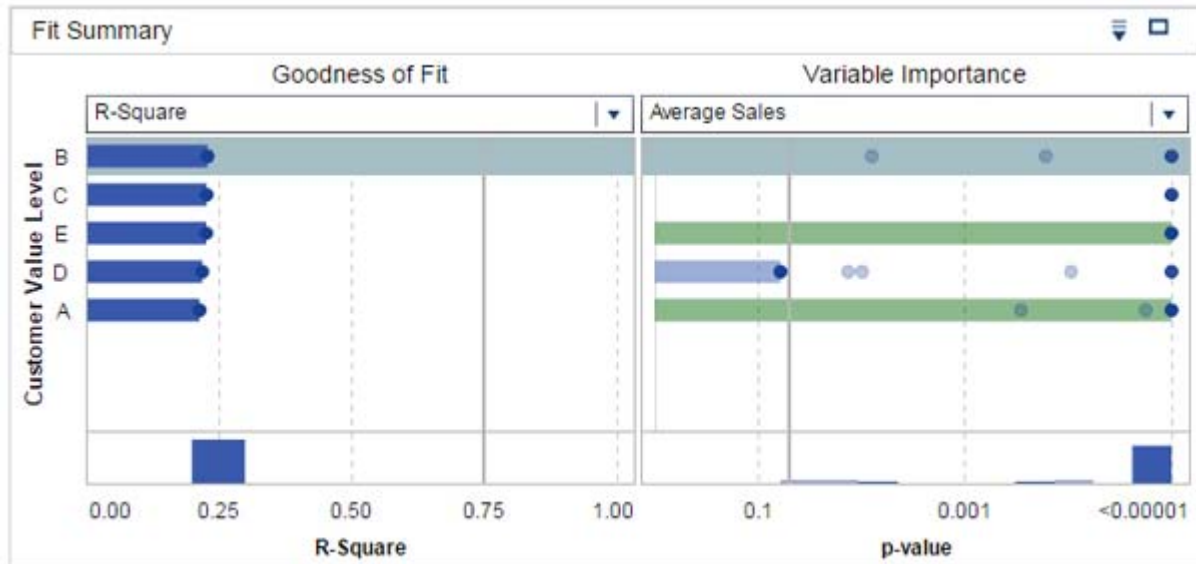
Version = Product



Latest Version: 6.0

Question: 1

Refer to the fit summary from SAS Visual Statistics in the exhibit below.



What can be concluded from the fit summary?

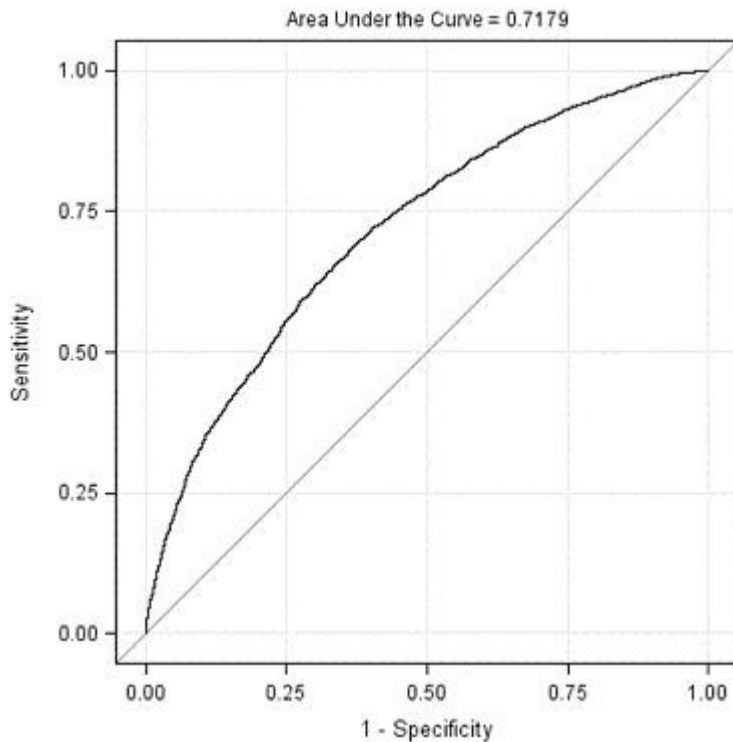
Response:

- A. Customer Value Level is not a significant predictor in this model.
- B. Customer Value Level C has no important variables associated with it.
- C. Average Sales is a significant predictor when Customer Value Level = E.
- D. Average Sales is an important predictor when Customer Value Level = C.

Answer: C

Question: 2

Refer to the exhibit:



For the ROC curve shown, what is the meaning of the area under the curve?

Response:

- A. percent concordant plus percent tied
- B. percent concordant plus (.5 * percent tied)
- C. percent concordant plus (.5 * percent discordant)
- D. percent discordant plus percent tied

Answer: B

Question: 3

When mean imputation is performed on data after the data is partitioned for honest assessment, what is the most appropriate method for handling the mean imputation?

Response:

- A. The sample means from the validation data set are applied to the training and test data sets.
- B. The sample means from the training data set are applied to the validation and test data sets.
- C. The sample means from the test data set are applied to the training and validation data sets.
- D. The sample means from each partition of the data are applied to their own partition.

Answer: B

Question: 4

Which statement is true for negative binomial and Poisson regression models?

Response:

- A. Poisson regression models are used for count data, and negative binomial models are used for binary responses.
- B. The canonical link function for Poisson regression is the log, while for negative binomial it is the logit.
- C. Negative binomial models accommodate negative integers while Poisson regression does not.
- D. Poisson regression is a special case of negative binomial regression.

Answer: D

Question: 5

Which software does the SAS Enterprise Miner Open Source Integration node use to execute R programs?

Response:

- A. SAS/IML
- B. SAS/STAT
- C. SAS/ACCESS
- D. SAS/OR

Answer: A

Question: 6

What is a linear Perceptron?

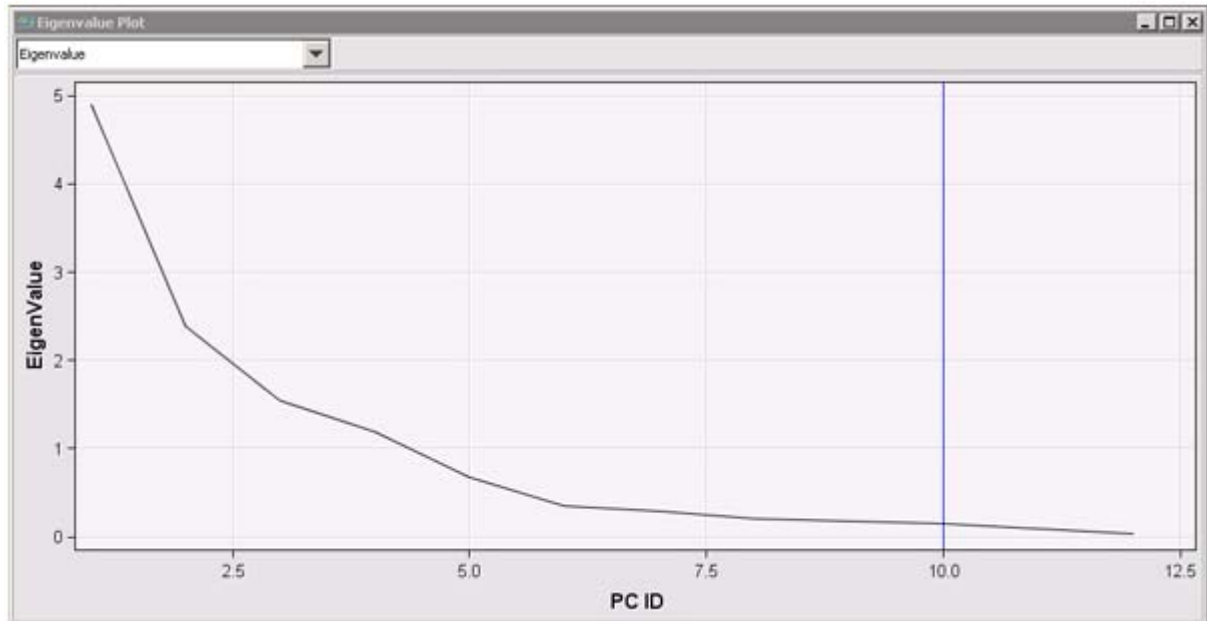
Response:

- A. A linear Perceptron is a general linear model.
- B. A linear Perceptron is a generalized linear model.
- C. A linear Perceptron is a non-parametric model.
- D. A linear Perceptron is a nonlinear model.

Answer: B

Question: 7

Refer to the Eigenvalue plot from SAS Enterprise Miner shown below.



According to the Kaiser-Guttman method, how many principal components should be retained?
Response:

- A. 6
- B. 4
- C. 10
- D. 1

Answer: B

Question: 8

Consider a Generalized Additive Neural Network (GANN) with 3 continuous inputs and 2 hidden nodes for each input. How many parameters do you need to estimate when training the neural network?
Response:

- A. 19
- B. 21
- C. 22
- D. 25

Answer: C

Question: 9

What is the maximum number of response variables that SAS Visual Statistics allows for a decision tree?
Response:

- A. 1
- B. 2
- C. 3
- D. 4

Answer: A

Question: 10

A predictive model uses a data set that has several variables with missing values. What two problems can arise with this model?

(Choose two.)

Response:

- A. The model will likely be overfit.
- B. There will be a high rate of collinearity among input variables.
- C. Fewer observations will be used in the model building process.
- D. New cases with missing values on input variables cannot be scored without extra data processing.

Answer: CD

For More Information – **Visit link below:**
<http://www.certsgrade.com/>

PRODUCT FEATURES

-  **100% Money Back Guarantee**
-  **90 Days Free updates**
-  **Special Discounts on Bulk Orders**
-  **Guaranteed Success**
-  **50,000 Satisfied Customers**
-  **100% Secure Shopping**
-  **Privacy Policy**
-  **Refund Policy**

Discount Coupon Code: **CERTSGRADE10**

