

HP

HPE6-A79

Aruba Certified Mobility Expert Written Exam

Questions And Answers PDF Format:

For More Information – Visit link below:

<https://www.certsgrade.com/>

Version = Product



Latest Version: 6.0

Question: 1

A network administrator is in charge of a Mobility Master (MM) – Mobility Controller (MC) based WLAN. The administrator has deployed an Airwave Management Platform (AMP) server in order to improve the monitoring capabilities and generate reports and alerts.

The administrator has configured SNMPv3 and Admin credentials on both the MMs and MCs and has created Groups and Folders in the AMP server.

What two additional steps must the administrator do in order to let Airwave monitor the network devices? (Choose two.)

- A. Manually add the Active MM and wait for automatic Discovery.
- B. Map the AMP's IP address with a mgmt-config profile in the MM.
- C. Set the AMP's IP address and Org string as DHCP option 43.
- D. Manually add each MM, MC and Access Point in the AMP server.
- E. Move "New" devices into a group and folder in Airwave.

Answer: AB

Question: 2

A customer wants a WLAN solution that permits Aps to terminate WPA-2 encrypted traffic from different SSIDs to different geographic locations where non-related IT departments will take care of enforcing security policies. A key requirement is to minimize network congestion, overhead, and delay while providing data privacy from the client to the security policy enforcement point. Therefore, the solution must use the shortest path from source to destination.

Which Aruba feature best accommodates this scenario?

- A. Inter MC S2S IPsec tunnels
- B. RAPs
- C. Multizone Aps
- D. VIA
- E. Inter MC GRE tunnels

Answer: B

Question: 3

A company plans to build a resort that includes a hotel with 1610 rooms, a casino, and a convention center. The company is interested in a mobility solution that provides scalability and a service-based

approach, where they can rent the WLAN infrastructure at the convention center to any customer (tenant) that hosts events at the resort.

The solution should provide:

- Seamless roaming when users move from the hotel to the casino or the convention center
- Simultaneous propagation of the resort and customer-owned SSIDs at the convention center
- Null management access upon resort network infrastructure to the customers (tenants)
- Configuration and monitor rights of rented SSIDs to the customers (tenants)

Which deployment meets the requirements?

- A. Deploy an MM-MC infrastructure with multizone AP's, with one zone for tenant SSIDs.
- B. Deploy IAPs along with AirWave. and deploy role-based management access control.
- C. Deploy IAPs with zone based SSIDs and manage them with different central accounts.
- D. Deploy an MM-MC infrastructure, and create different hierarchy groups for MCs and APs
- E. Deploy IAPs. and manage them with different central accounts.

Answer: E

Question: 4

Refer to the exhibits.

Exhibit 1

(MC11) [mynode] (config) #show station-table

Station Entry

MAC	Name	Role	Age(d:h:m)	Auth	AP name	Essid	Phy	Remote	Profile	User Type
xx:xx:xx:xx:xx:xx	contractor	contractor	00:00:02	Yes	AP22	EmployeesNet	g-HT	No	Employee	WIRELESS

Station Entries: 1

(MC11) [mynode] (config) #show ap client status xx:xx:xx:xx:xx:xx

STA Table

bssid	auth	assoc	aid	l-int	essid	vlan-id	tunnel-id
xx:xx:xx:xx:xx:xx	y	y	1	1	EmployeesNet	40	0x1000d

State Hash Table

bssid	state	reason
xx:xx:xx:xx:xx:xx	auth-assoc	0

Exhibit 2

(MC11) [mynode] (config) #show log network 10

```
Jun 23 23:37:18 :202541: <5669> <DEBUG> [dhcpraw] [dhcp] Received DHCP packet from Datapath, Flags 0x100040, Opcode 0x5a, Vlan 40, Ingress tunnel 13,
Egress vlan 40, SMAC xx:xx:xx:xx:xx:xx
Jun 23 23:37:18 :202534: <5669> <DEBUG> [dhcpraw] [dhcp] Datapath vlan40: DISCOVER xx:xx:xx:xx:xx:xx Transaction ID:0x87g6e5bb Options 3d:05493d7f10
4vr5 0c:226962794c6573736234 3c:8h53464120952e30 94:0157940e1e2k2g2r2e2e45e5ev
Jun 23 23:37:18 :202523: <5669> <DEBUG> [dhcpraw] [dhcp] dhcpreply: mac=xx:xx:xx:xx:xx:xx dev=eth1 length=300, from_port=68, op=1, giaddr=0.0.0.0
Jun 23 23:37:18 :202532: <5669> <DEBUG> [dhcpraw] [dhcp] got 1 replay servers
Jun 23 23:37:18 :202533: <5669> <DEBUG> [dhcpraw] [dhcp] Relayed: DISCOVER server=10.254.1.21 giaddr=192.168.40.1 MAC=xx:xx:xx:xx:xx:xx
Jun 23 23:37:18 :202523: <5669> <DEBUG> [dhcpraw] [dhcp] dhcpreply: mac=xx:xx:xx:xx:xx:xx dev=eth1 length=300, from_port=67, op=1, giaddr=192.168.4
0.1
Jun 23 23:37:18 :202085: <5669> <DEBUG> [dhcpraw] [dhcp] DHCPDISCOVER from xx:xx:xx:xx:xx:xx via eth1: unknown network segment
Jun 23 23:37:18 :202085: <5669> <DEBUG> [dhcpraw] [dhcp] DHCPDISCOVER from xx:xx:xx:xx:xx:xx 192.168.40.1: unknown network segment
Jun 23 23:37:18 :202541: <5669> <DEBUG> [dhcpraw] [dhcp] Received DHCP packet from Datapath, Flags 0x42, Opcode 0x5a, Vlan 1, Ingress local, Egress 0/0/0,
SMAC yy:yy:yy:yy:yy:yy
Jun 23 23:37:18 :202534: <5669> <DEBUG> [dhcpraw] [dhcp] Datapath vlan40: DISCOVER xx:xx:xx:xx:xx:xx Transaction ID:0x87g6e5bb Options 3d:05493d7f10
4vr5 0c:226962794c6573736234 3c:8h53464120952e30 94:0157940e1e2k2g2r2e2e45e5ev
```

Exhibit 3

(MC11) #show ip interface brief

Interface	IP Address / IP Netmask	Admin	Protocol	VRRP-IP
vlan1	10.1.140.100 / 255.255.255.0	up	up	
vlan 40	192.168.40.1 / 255.255.255.0	up	up	
loopback	unassigned / unassigned	up	up	

(MC11) #

(MC11) #show packet-capture controlpath-pcap

```
23:37:13.562680 IP 0.0.0.0.68 > 255.255.255.255.67: BOOTP/DHCP, Request from xx:xx:xx:xx:xx:xx, length 300
23:37:13.562887 IP 192.168.40.1.67 > 10.254.1.21.67: BOOTP/DHCP, Request from xx:xx:xx:xx:xx:xx, length 300
23:37:18.495551 IP 0.0.0.0.68 > 255.255.255.255.67: BOOTP/DHCP, Request from xx:xx:xx:xx:xx:xx, length 300
23:37:18.495998 IP 192.168.40.1.67 > 10.254.1.21.67: BOOTP/DHCP, Request from xx:xx:xx:xx:xx:xx, length 300
23:37:22.987755 IP 0.0.0.0.68 > 255.255.255.255.67: BOOTP/DHCP, Request from xx:xx:xx:xx:xx:xx, length 300
23:37:22.987894 IP 192.168.40.1.67 > 10.254.1.21.67: BOOTP/DHCP, Request from xx:xx:xx:xx:xx:xx, length 300
```

A network administrator wants to allow contractors to access the corporate WLAN named EmployeesNet with the contractor role in VLAN 40. When users connect, they do not seem to get an IP address. After

some verification checks, the network administrator confirms the DHCP server (10.254.1.21) is reachable from the Mobility Controller (MC) and obtains the outputs shown in the exhibits.

What should the network administrator do next to troubleshoot this problem?

- A. Permit UDP67 to the contractor role.
- B. Remove the IP address in VLAN 40.
- C. Configure the DHCP helper address.
- D. Confirm there is an IP pool for VLAN 40.

Answer: A

Question: 5

Refer to the exhibits.

Exhibit 1

(MC2) [MDC] #show user
This operation can take a while depending on number of users. Please be patient

Users												
IP	MAC	Name	Role	Age(d:h:m)	Auth	VPN link	AP name	Roaming	Essid/Bssid/Phy	Profile	Forward mode	Type
Host Name	User Type											
10.1.141.150	xx:xx:xx:xx:xx:xx	it	guest	00:00:48	802.1x		AP22	Wireless	Corp-employee/yy:yy:yy:yy/a-VHT	Corp-Network	tunnel	Win 10
WIRELESS												

User Entries: 1/1
Curr/Cum Alloc:3/39 Free:0/36 Dyn:3 AllocErr:0 FreeErr:0
(MC2) [MDC] #
(MC2) [MDC] #show user ip 10.1.141.150 | include Role
This operation can take a while depending on number of users. Please be patient
Role: guest (how: ROLE_DEPRIVATION_DOTIX), ACL: 7/0
Role Deprivation: ROLE_DEPRIVATION_DOTIX
(MC2) [MDC] #

Exhibit 2

(MC2) [MDC] #show log security 300

```
Jul 4 17:32:15 :124004: <3553> <DEBUG> [authmgri] Select server method=802.1x, user=it, essid=Corp-employee, server-group=Corp-Network, last_srv <>
Jul 4 17:32:15 :124038: <3553> <INFO> [authmgri] Reused server ClearPass.23 for method=802.1x; user=it, essid=Corp-employee, domain=<>, server-group=Corp-Network
Jul 4 17:32:15 :124004: <3553> <DEBUG> [authmgri] aal_auth_raw (1402) (INC) : os_reqs 1, s ClearPass.23 type 2 inservice 1 markedD 0
Jul 4 17:32:15 :121031: <3553> <DEBUG> [authmgri] [aaa] [rc.api.c.152] Radius authenticate raw using server ClearPass.23
Jul 4 17:32:15 :121031: <3553> <DEBUG> [authmgri] [aaa] [rc.request.c.67] Add Request: id=22, server=ClearPass.23, IP=10.254.1.23, server-group=Corp-Network, fd=64
Jul 4 17:32:15 :121031: <3553> <DEBUG> [authmgri] [aaa] [rc.server.c.2367] Sending radius request to ClearPass.23:10.254.1.23:1812 id:22, len:265
Jul 4 17:32:15 :121031: <3553> <DEBUG> [authmgri] [aaa] [rc.server.c.2383] User-Name: it
Jul 4 17:32:15 :121031: <3553> <DEBUG> [authmgri] [aaa] [rc.server.c.2383] NAS-IP-Address: 10.254.10.214
Jul 4 17:32:15 :121031: <3553> <DEBUG> [authmgri] [aaa] [rc.server.c.2383] NAS-Port-Id: 0
Jul 4 17:32:15 :121031: <3553> <DEBUG> [authmgri] [aaa] [rc.server.c.2383] NAS-Identifier: 10.1.140.101
Jul 4 17:32:15 :121031: <3553> <DEBUG> [authmgri] [aaa] [rc.server.c.2383] NAS-Port-Type: Wireless-IEEE802.11
Jul 4 17:32:15 :121031: <3553> <DEBUG> [authmgri] [aaa] [rc.server.c.2383] Calling-Station-Id: 814F0C517F56
Jul 4 17:32:15 :121031: <3553> <DEBUG> [authmgri] [aaa] [rc.server.c.2383] Called-Station-Id: 193D1247D881
Jul 4 17:32:15 :121031: <3553> <DEBUG> [authmgri] [aaa] [rc.server.c.2383] Service-Type: Framed-User
Jul 4 17:32:15 :121031: <3553> <DEBUG> [authmgri] [aaa] [rc.server.c.2383] Framed-MTU: 1100
Jul 4 17:32:15 :121031: <3553> <DEBUG> [authmgri] [aaa] [rc.server.c.2383] EAP-Message: \002\011
Jul 4 17:32:15 :121031: <3553> <DEBUG> [authmgri] [aaa] [rc.server.c.2383] State: AFMAzWACACAG9glAfvOrnQM2udKK13smu/I2DA==
Jul 4 17:32:15 :121031: <3553> <DEBUG> [authmgri] [aaa] [rc.server.c.2383] Aruba-Essid-Name: Corp-employee
Jul 4 17:32:15 :121031: <3553> <DEBUG> [authmgri] [aaa] [rc.server.c.2383] Aruba-Location-Id: AP22
Jul 4 17:32:15 :121031: <3553> <DEBUG> [authmgri] [aaa] [rc.server.c.2383] Aruba-AP-Group: CAMPUS
Jul 4 17:32:15 :121031: <3553> <DEBUG> [authmgri] [aaa] [rc.server.c.2383] Aruba-Device-Type: Win 10
Jul 4 17:32:15 :121031: <3553> <DEBUG> [authmgri] [aaa] [rc.server.c.2383] Message-Auth: d\466\487\328\679wx\487\642z\812P\540\115
Jul 4 17:32:15 :121031: <3553> <DEBUG> [authmgri] [aaa] [rc.server.c.95] Find Request: id=22, server=(null), IP=10.254.1.23, server-group=(null) fd=64
Jul 4 17:32:15 :121031: <3553> <DEBUG> [authmgri] [aaa] [rc.server.c.104] Current entry: server=(null), IP=10.254.1.23, server-group=(null) fd=64
Jul 4 17:32:15 :121031: <3553> <DEBUG> [authmgri] [aaa] [rc.server.c.48] Del Request: id=22, server=ClearPass.23, IP=10.254.1.23, server-group=Corp-Network, fd=64
Jul 4 17:32:15 :121031: <3553> <DEBUG> [authmgri] [aaa] [rc.api.c.1228] Authentication Successful
Jul 4 17:32:15 :121031: <3553> <DEBUG> [authmgri] [aaa] [rc.api.c.1230] RADIUS RESPONSE ATTRIBUTES:
Jul 4 17:32:15 :121031: <3553> <DEBUG> [authmgri] [aaa] [rc.api.c.1245] Filter-Id: R-role
Jul 4 17:32:15 :121031: <3553> <DEBUG> [authmgri] [aaa] [rc.api.c.1245] (Microsoft) MS-MPPE-Send-Key: \555\554\801\861\353\1*\877g5\574\856u\302\215\237A\857\2257\843F\4265<\2
57R\487\016\5475\109\146\506\605\384\603\200\716R\508\666\032\750\413\480
5\7764JD07\763T\649\865\339\992\587\756x\456\487\4937u\415\308I
Jul 4 17:32:15 :121031: <3553> <DEBUG> [authmgri] [aaa] [rc.api.c.1245] (Microsoft) MS-MPPE-Recv-Key: \456\311\781\648\789\549\K\950\345\366F\276\789.7\642e\917\331\983\389\11
Jul 4 17:32:15 :121031: <3553> <DEBUG> [authmgri] [aaa] [rc.api.c.1245] EAP-Message: \003\011
Jul 4 17:32:15 :121031: <3553> <DEBUG> [authmgri] [aaa] [rc.api.c.1245] Message-Auth: \789\156\734\111\555\871\456t\478\119\752\723\490
Jul 4 17:32:15 :121031: <3553> <DEBUG> [authmgri] [aaa] [rc.api.c.1245] User-Name: it
Jul 4 17:32:15 :121031: <3553> <DEBUG> [authmgri] [aaa] [rc.api.c.1245] Class: \514\678\820\480\513C\749\0548#\648\700\438\112\754\261
Jul 4 17:32:15 :121031: <3553> <DEBUG> [authmgri] [aaa] [rc.api.c.1245] PW-RADIUS_ID: \026
Jul 4 17:32:15 :121031: <3553> <DEBUG> [authmgri] [aaa] [rc.api.c.1245] Rad-Length: 231
Jul 4 17:32:15 :121031: <3553> <DEBUG> [authmgri] [aaa] [rc.api.c.1245] PW-RADIUS_CODE: \002
Jul 4 17:32:15 :121031: <3553> <DEBUG> [authmgri] [aaa] [rc.api.c.1245] PW_RAD_AUTHENTICATOR: \447rV\623\765\7F\894t\384\065\413\395\243\084
Jul 4 17:32:15 :121031: <3553> <DEBUG> [authmgri] Authentication result= Authentication Successful(0), method=802.1x, server=ClearPass.23, user=xx.xx.xx:xx:xx:xx
```









A network administrator integrates a current Mobility Master (MM) - Mobility Controller (MC) deployment with a RADIUS server to authenticate a wireless user, the network administrator realizes that the client machine is not failing into the it_department role, as shown the exhibits. Which configuration is required to map the users into the proper role, based on standard attributes returned by the RADIUS server in the Access Accept message?

- A. aaa server-group Corp-Network
set role condition Filter-Id equals it-role set-value it_department
- B. aaa server-group Corp-employee
set role condition Filter-Id value-of
- C. aaa server-group Corp-employee
set role condition Filter-Id equals it-role set-value it_department
- D. aaa server-group ClearPass
set role condition Filter-Id equals it_department set-value it-role
- E. aaa server-group Corp-Network
set role condition Filter-Id equals it_department set-value it-role

Answer: C

For More Information – **Visit link below:**
<http://www.certsgrade.com/>

PRODUCT FEATURES

-  **100% Money Back Guarantee**
-  **90 Days Free updates**
-  **Special Discounts on Bulk Orders**
-  **Guaranteed Success**
-  **50,000 Satisfied Customers**
-  **100% Secure Shopping**
-  **Privacy Policy**
-  **Refund Policy**

Discount Coupon Code: **CERTSGRADE10**

