

Cloudera

CCA131
CCA Administrator

Questions And Answers PDF Format:

**For More Information – Visit link below:
<https://www.certsgrade.com/>**

Version = Product



QUESTION 1

Practice Test		
Install	32 questions	1 To 32
Configure	11 questions	33 To 43
Manage	19 questions	44 To 62
Secure	20 questions	63 To 82
Test	21 questions	83 To 103
Troubleshoot	9 questions	104 To 112

Question No :1

Create Network configuration in Linux OS instance.

Correct Answer:

Explanation/Reference:

See the explanation for Step by Step Solution and configuratio

```
root@master:~  
login as: opc  
Authenticating with public key "rsa-key-20190923"  
[opc@master ~]$ sudo su -  
[root@master ~]# ifconfig -a  
ens3: flags=4163<UP,BROADCAST,RUNNING,MULTICAST> mtu 9000  
    inet 10.0.0.6 netmask 255.255.255.0 broadcast 10.0.0.255  
    inet6 fe80::200:17ff:fe02:2753 prefixlen 64 scopeid 0x20<link>  
    ether 00:00:17:02:27:53 txqueuelen 1000 (Ethernet)  
    RX packets 6331 bytes 59330324 (56.5 MiB)  
    RX errors 0 dropped 0 overruns 0 frame 0  
    TX packets 2980 bytes 392171 (382.9 KiB)  
    TX errors 0 dropped 0 overruns 0 carrier 0 collisions 0  
  
lo: flags=73<UP,LOOPBACK,RUNNING> mtu 65536  
    inet 127.0.0.1 netmask 255.0.0.0  
    inet6 ::1 prefixlen 128 scopeid 0x10<host>  
    loop txqueuelen 1000 (Local Loopback)  
    RX packets 6 bytes 416 (416.0 B)  
    RX errors 0 dropped 0 overruns 0 frame 0  
    TX packets 6 bytes 416 (416.0 B)  
    TX errors 0 dropped 0 overruns 0 carrier 0 collisions 0  
  
[root@master ~]#
```

```
root@master:~  
login as: opc  
Authenticating with public key "rsa-key-20190923"  
[opc@master ~]$ sudo su -  
[root@master ~]# ifconfig -a  
ens3: flags=4163<UP,BROADCAST,RUNNING,MULTICAST> mtu 9000  
    inet 10.0.0.6 netmask 255.255.255.0 broadcast 10.0.0.255  
    inet6 fe80::200:17ff:fe02:2753 prefixlen 64 scopeid 0x20<link>  
    ether 00:00:17:02:27:53 txqueuelen 1000 (Ethernet)  
    RX packets 6331 bytes 59330324 (56.5 MiB)  
    RX errors 0 dropped 0 overruns 0 frame 0  
    TX packets 2980 bytes 392171 (382.9 KiB)  
    TX errors 0 dropped 0 overruns 0 carrier 0 collisions 0  
  
lo: flags=73<UP,LOOPBACK,RUNNING> mtu 65536  
    inet 127.0.0.1 netmask 255.0.0.0  
    inet6 ::1 prefixlen 128 scopeid 0x10<host>  
    loop txqueuelen 1000 (Local Loopback)  
    RX packets 6 bytes 416 (416.0 B)  
    RX errors 0 dropped 0 overruns 0 frame 0  
    TX packets 6 bytes 416 (416.0 B)  
    TX errors 0 dropped 0 overruns 0 carrier 0 collisions 0  
  
[root@master ~]#
```

```
[root@master network-scripts]# more ifcfg-ens3
# Created by cloud-init on instance boot automatically, do not edit.
#
BOOTPROTO=static
DEVICE=ens3
HWADDR=00:00:17:02:27:53
ONBOOT=yes
TYPE=Ethernet
USERCTL=no
NM_CONTROLLED=no
IPADDR=10.0.0.6
NETMASK=255.255.255.0
[root@master network-scripts]#
```

```
[root@master network-scripts]# more ifcfg-ens3
# Created by cloud-init on instance boot automatically, do not edit.
#
BOOTPROTO=static
DEVICE=ens3
HWADDR=00:00:17:02:27:53
ONBOOT=yes
TYPE=Ethernet
USERCTL=no
NM_CONTROLLED=no
IPADDR=10.0.0.6
NETMASK=255.255.255.0
[root@master network-scripts]#
```

```
[root@master network-scripts]# more ifcfg-ens3
# Created by cloud-init on instance boot automatically, do not edit.
#
BOOTPROTO=static
DEVICE=ens3
HWADDR=00:00:17:02:27:53
ONBOOT=yes
TYPE=Ethernet
USERCTL=no
NM_CONTROLLED=no
IPADDR=10.0.0.6
NETMASK=255.255.255.0
[root@master network-scripts]#
```

```
[root@master network-scripts]# more ifcfg-ens3
# Created by cloud-init on instance boot automatically, do not edit.
#
BOOTPROTO=static
DEVICE=ens3
HWADDR=00:00:17:02:27:53
ONBOOT=yes
TYPE=Ethernet
USERCTL=no
NM_CONTROLLED=no
IPADDR=10.0.0.6
NETMASK=255.255.255.0
[root@master network-scripts]#
```

https://docs.cloudera.com/documentation/enterprise/6/6.1/topics/configure_network_names.html

QUESTION 2

Please add https roles to instance node01.

Correct Answer: :

Explanation/Reference:

Answer: See the explanation for Step by Step Solution and configuration.

The screenshot shows the Cloudera Manager web interface. The top navigation bar includes 'Clusters', 'Hosts', 'Diagnostics', 'Audits', 'Charts', 'Backup', and 'Administration'. The main content area is for 'Cluster 1' and 'HDFS'. The 'Instances' tab is selected, showing a table of role instances. The 'Add Role Instances' button is circled in red. The table lists various roles and their instances.

Role Type	State	Host	Commission State	Role Group
Balancer	N/A	master.subnet.vcn.oraclevcn.com	Commissioned	Balancer Default Group
DataNode	Started	node01.subnet.vcn.oraclevcn.com	Commissioned	DataNode Group 1
DataNode	Started	node03.subnet.vcn.oraclevcn.com	Commissioned	DataNode Default Group
DataNode	Started	node02.subnet.vcn.oraclevcn.com	Commissioned	DataNode Default Group
Failover Controller	Started	node01.subnet.vcn.oraclevcn.com	Commissioned	Failover Controller Default Group
Failover Controller	Started	master.subnet.vcn.oraclevcn.com	Commissioned	Failover Controller Default Group

←

→

↺

🏠

master.subnet.vcn.oraclevcn.com:7180/cm/services/5/instances

⋮

🔒

☆

📊

📄

👤

🌐

Cloudera Manager

Clusters ▾Hosts ▾Diagnostics ▾Audits ▾Charts ▾Backup ▾Administration ▾

Search

📦🔗Support ▾admin ▾

Cluster 1

🟢 HDFS

Actions ▾

Sep 13, 5:40 PM GMT

StatusInstancesConfigurationCommandsFile BrowserCharts LibraryCache StatisticsAuditsWeb UI ▾Quick Links ▾

Search

Filters

▼ STATUS

None 1

🟢 Good Health 14

► COMMISSION STATE

► MAINTENANCE MODE

► RACK

► ROLE GROUP

► ROLE TYPE

► STATE

► HEALTH TESTS

Actions for Selected ▾

Migrate Roles

Add Role Instances

Federation and High Availability

Role Groups

<input type="checkbox"/>	Role Type	State	Host	Commission State	Role Group
<input type="checkbox"/>	Balancer	N/A	master.subnet.vcn.oraclevcn.com	Commissioned	Balancer Default Group
<input type="checkbox"/>	🟢 DataNode	Started	node01.subnet.vcn.oraclevcn.com	Commissioned	DataNode Group 1
<input type="checkbox"/>	🟢 DataNode	Started	node03.subnet.vcn.oraclevcn.com	Commissioned	DataNode Default Group
<input type="checkbox"/>	🟢 DataNode	Started	node02.subnet.vcn.oraclevcn.com	Commissioned	DataNode Default Group
<input type="checkbox"/>	🟢 Failover Controller	Started	node01.subnet.vcn.oraclevcn.com	Commissioned	Failover Controller Default Group
<input type="checkbox"/>	🟢 Failover Controller	Started	master.subnet.vcn.oraclevcn.com	Commissioned	Failover Controller Default Group

←

→

↺

🏠

master.subnet.vcn.oraclevcn.com:7180/cm/services/5/addRole/index

⋮

🔒

☆

📊

📄

👤

🌐

Cloudera Manager

Support ▾admin ▾

Add Role Instances to HDFS

🟢 Assign Roles

○ Review Changes

Assign Roles

You can specify the role assignments for your new roles here.

You can also view the role assignments by host. View By Host

Gateway

Select hosts

HttpFS × 1 New

node01.subnet.vcn.oracle

SecondaryNameNode

Select hosts

NFS Gateway × 4

Select hosts

JournalNode × 3

Select hosts

NameNode × 2

Select hosts

Failover Controller × 2

Select hosts

DataNode × 3

Select hosts ▾

Back

Continue

← → ↺ 🏠

master.subnet.vcn.oraclevcn.com:7180/cm/services/5/addRole/index

⋮ 📄 🌐 🌐

Cloudera Manager

Support admin

Add Role Instances to HDFS

Assign Roles

Review Changes

Assign Roles

You can specify the role assignments for your new roles here.

You can also view the role assignments by host.

View By Host

Gateway

Select hosts

HttpFS × 1 New

node01.subnet.vcn.oracle

SecondaryNameNode

Select hosts

NFS Gateway × 4

Select hosts

JournalNode × 3

Select hosts

NameNode × 2

Select hosts

Failover Controller × 2

Select hosts

DataNode × 3

Select hosts

Back

Continue

← → ↺ 🏠

master.subnet.vcn.oraclevcn.com:7180/cm/services/5/instances#filterroleType=HTTPFS

⋮ 📄 🌐 🌐

Cloudera Manager

Clusters Hosts Diagnostics Audits Charts Backup Administration Search 📄 🌐 Support admin

Cluster 1

✓ HDFS

Actions

Sep 13, 5:42 PM GMT

Status Instances Configuration Commands File Browser Charts Library Cache Statistics Audits Web UI Quick Links

Search

Filters

Clear All

STATUS

None 0

Good Health 1

COMMISSION STATE

MAINTENANCE MODE

RACK

ROLE GROUP

Actions for Selected

Migrate Roles

Add Role Instances

Federation and High Availability

Role Groups

Role Type

State

Host

Commission State

Role Group

HttpFS

Started

node01.subnet.vcn.oraclevcn.com

Commissioned

HttpFS Default Group

25

Per Page

Cloudera Manager Clusters Hosts Diagnostics Audits Charts Backup Administration Search Support admin

Cluster 1
HDFS Actions Sep 13, 5:42 PM GMT

Status Instances Configuration Commands File Browser Charts Library Cache Statistics Audits Web UI Quick Links

Search

Filters Clear All

STATUS

- None 0
- Good Health 1

COMMISSION STATE

MAINTENANCE MODE

RACK

ROLE GROUP

Actions for Selected Migrate Roles Add Role Instances Federation and High Availability Role Groups

<input type="checkbox"/>	Role Type	State	Host	Commission State	Role Group
<input type="checkbox"/>	HttpFS	Started	node01.subnet.vcn.oraclevcn.com	Commissioned	HttpFS Default Group

25 Per Page

QUESTION 3

Change hdfs thrash retention policy

Correct Answer: :

Explanation/Reference:

Answer: See the explanation for Step by Step Solution and configuration.

Cloudera Manager Clusters Hosts Diagnostics Audits Charts Backup Administration

Search Support admin

Cluster 1 HDFS Actions Sep 14, 12:08 PM GMT

Status Instances Configuration Commands File Browser Charts Library Cache Statistics Audits Web UI Quick Links

trash Role Groups History and Rollback

Filters

SCOPE

HDFS (Service-Wide)	1
Balancer	0
DataNode	0
Gateway	1
HttpFS	0
JournalNode	0
NFS Gateway	0
NameNode	2
SecondaryNameNode	0
Failover Controller	0

CATEGORY

Advanced	0
----------	---

Use Trash ☒ Gateway Default Group

Filesystem Trash Interval fs.trash.interval NameNode Default Group 1 day(s)

Filesystem Trash Checkpoint Interval fs.trash.checkpoint.interval NameNode Default Group 1 hour(s)

Audit Event Filter navigator.event.filter HDFS (Service-Wide)

View as JSON

Cloudera Manager Clusters Hosts Diagnostics Audits Charts Backup Administration

Search Support admin

Cluster 1 HDFS Actions Sep 14, 12:08 PM GMT

Status Instances Configuration Commands File Browser Charts Library Cache Statistics Audits Web UI Quick Links

trash Role Groups History and Rollback

Filters

SCOPE

HDFS (Service-Wide)	1
Balancer	0
DataNode	0
Gateway	1
HttpFS	0
JournalNode	0
NFS Gateway	0
NameNode	2
SecondaryNameNode	0
Failover Controller	0

CATEGORY

Advanced	0
----------	---

Use Trash ☒ Gateway Default Group

Filesystem Trash Interval fs.trash.interval NameNode Default Group 1 day(s)

Filesystem Trash Checkpoint Interval fs.trash.checkpoint.interval NameNode Default Group 1 hour(s)

Audit Event Filter navigator.event.filter HDFS (Service-Wide)

View as JSON

QUESTION 4

All the data stored in HDFS are from Retail Bank, which will be used to analyze the customer spending

and fraud analysis. However, you want to make sure that data stored in HDFS should not display credit card number whenever audit events and information retrieved from the Audit Server database and the Metadata Server persistent storage for Cloudera Navigator property. Queried and it must be masked.

Correct Answer: :

Explanation/Reference:

Answer: See the explanation for Step by Step Solution and configuration.

The screenshot shows the Cloudera Manager web interface. The browser address bar indicates the URL: `master.subnet.vcn.oraclevcn.com:7180/cm/services/3/config#filterfreeText=PII`. The Cloudera Manager header shows the 'Configuration' tab is active. The main content area is titled 'Cloudera Management Service' and shows the configuration for the 'PII' filter. On the left, a 'Filters' sidebar lists various services and their counts. The main configuration area shows the 'PII Masking Regular Expression' as `navigator.pii.masking.regex` and the 'Navigator Audit Server Default Group' as `(4[0-9]{12}(?:[0-9]{3})?)(5[1-5][0-9]{14})(3[47][0-9]{13})(3(?:0[0-5][68][0-9][0-9]{11})|(6(?:0115[0-9]{2})[0-9]{12})|((?:21311800|35\d{3})\d{11}))`. The page also includes a 'Show All Descriptions' link and a '25 Per Page' dropdown.

Filters	Count
SCOPE	
Cloudera Management Servi...	0
Activity Monitor	0
Host Monitor	0
Service Monitor	0
Event Server	0
Reports Manager	0
Alert Publisher	0
Navigator Audit Server	1
Navigator Metadata Server	0
Telemetry Publisher	0
CATEGORY	
Advanced	1
Cloudera Navigator	0
Database	0
External Authentication	0
Extractor Filter	0

Cloudera Manager Clusters Hosts Diagnostics Audits Charts Backup Administration Search Support admin

Cloudera Management Service Actions Sep 13, 5:39 PM GMT

Status Instances Configuration Commands Charts Library Audits Quick Links

PII Role Groups History and Rollback

Filters

SCOPE

Cloudera Management Servi...	0
Activity Monitor	0
Host Monitor	0
Service Monitor	0
Event Server	0
Reports Manager	0
Alert Publisher	0
Navigator Audit Server	1
Navigator Metadata Server	0
Telemetry Publisher	0

CATEGORY

Advanced	1
Cloudera Navigator	0
Database	0
External Authentication	0
Extractor Filter	0

PII Masking Regular Expression
navigator.pii.masking.regex

Navigator Audit Server Default Group

```
(4[0-9]{12}(?:[0-9]{3})?)(5[1-5][0-9]{14})(3[47][0-9]{13})(3(?:0[0-5][68][0-9]{0-9}{11})|(6(?:011|5[0-9]{2})[0-9]{12}))((?:21311800|35\d{3})\d{11})
```

Show All Descriptions

25 Per Page

QUESTION 5

Accomplish following activities using httpfs and curl command.

- List the content in /user/root directory
- Create directory in /user/root/cloud
- Get the ACL detail for /user/admin1" directory
- Get the ACL detail for /user/admin1 directory but use proxy user as cert
- Read the content of the file "user/root/hadoop_examples.txt"
- Rename file "/user/root/hadoop_examples.txt" to "/user/root/hadoop_examples_new.txt"

Correct Answer: :

Explanation/Reference:

Answer: See the explanation for Step by Step Solution and configuration.

- go to ssh console - run the below command
- List the content in /user/root directory
curl "http://node01.subnet.vcn.oraclevcn.com:14000/webhdfs/v1/user/root?op=LISTSTATUS&user.name=root"
- Create directory in /user/root/cloud
curl -i -X PUT

```
"http://node01.subnet.vcn.oraclevcn.com:14000/webhdfs/v1/user/root/cloud?op=MKDIRS&user.name=root"
```

- Get the ACL detail for /user/admin1" directory

```
curl
"http://node01.subnet.vcn.oraclevcn.com:14000/webhdfs/v1/user/admin1?op=GETACLSTATUS&user.name=root"
```

- Get the ACL detail for /user/admin1 directory but use proxy user as cert

```
curl
"http://node01.subnet.vcn.oraclevcn.com:14000/webhdfs/v1/user/admin1?op=GETACLSTATUS&user.name=root&doas=cert"
```

- Read the content of the file "user/root/hadoop_examples.txt"

```
curl
"http://node01.subnet.vcn.oraclevcn.com:14000/webhdfs/v1/user/root/hadoop_examples.txt?op=open&user.name=root"
```

- Rename file "/user/root/hadoop_examples.txt" to "/user/root/hadoop_examples_new.txt"

```
curl -i -X PUT
"http://node01.subnet.vcn.oraclevcn.com:14000/webhdfs/v1/user/root/hadoop_examples.txt?op=rename&destination=/user/root/hadoop_examples_new.txt&user.name=root"
```

- if you want to check results, you'll check the below command,

```
hdfs dfs -ls /user/root
```

```

root@master:~
[root@master ~]# curl "http://node01.subnet.vcn.oraclevcn.com:14000/webhdfs/v1/user/root?op=LISTSTATUS&user.name=root"
{"FileStatuses":{"FileStatus":[{"pathSuffix": ".Trash", "type": "DIRECTORY", "length": 0, "owner": "root", "group": "hdfs", "permission": "700", "accessTime": 0, "modificationTime": 1600020000349, "blockSize": 0, "replication": 0}, {"pathSuffix": ".staging", "type": "DIRECTORY", "length": 0, "owner": "root", "group": "hdfs", "permission": "700", "accessTime": 0, "modificationTime": 1600016412129, "blockSize": 0, "replication": 0}, {"pathSuffix": "hadoop_examples.txt", "type": "FILE", "length": 0, "owner": "root", "group": "hdfs", "permission": "644", "accessTime": 1599985053186, "modificationTime": 1599985053243, "blockSize": 134217728, "replication": 3}, {"pathSuffix": "hadoop_root.txt", "type": "FILE", "length": 0, "owner": "root", "group": "hdfs", "permission": "644", "accessTime": 1599929015215, "modificationTime": 1599929015259, "blockSize": 134217728, "replication": 3}, {"pathSuffix": "wc_out", "type": "DIRECTORY", "length": 0, "owner": "root", "group": "hdfs", "permission": "755", "accessTime": 0, "modificationTime": 1599985153543, "blockSize": 0, "replication": 0}, {"pathSuffix": "yarn_gz.txt", "type": "FILE", "length": 0, "owner": "root", "group": "hdfs", "permission": "644", "accessTime": 1600016323726, "modificationTime": 1600016323766, "blockSize": 134217728, "replication": 3}, {"pathSuffix": "yarn_root.txt", "type": "FILE", "length": 0, "owner": "root", "group": "hdfs", "permission": "644", "accessTime": 1600016038473, "modificationTime": 1600016038510, "blockSize": 134217728, "replication": 3}, {"pathSuffix": "yarnout", "type": "DIRECTORY", "length": 0, "owner": "root", "group": "hdfs", "permission": "755", "accessTime": 0, "modificationTime": 1600016127680, "blockSize": 0, "replication": 0}, {"pathSuffix": "yarnoutgz", "type": "DIRECTORY", "length": 0, "owner": "root", "group": "hdfs", "permission": "755", "accessTime": 0, "modificationTime": 1600016410027, "blockSize": 0, "replication": 0}, {"pathSuffix": "zx_snapshot", "type": "DIRECTORY", "length": 0, "owner": "root", "group": "hdfs", "permission": "755", "accessTime": 0, "modificationTime": 1599931261967, "blockSize": 0, "replication": 0, "snapshotEnabled": true}]]}
[root@master ~]#

```

```

root@master:~# curl "http://node01.subnet.vcn.oraclevcn.com:14000/webhdfs/v1/user/root?op=LISTSTATUS&user.name=root"
{"FileStatuses":{"FileStatus":[{"pathSuffix": ".Trash", "type": "DIRECTORY", "length": 0, "owner": "root", "group": "hdfs", "permission": "700", "accessTime": 0, "modificationTime": 1600020000349, "blockSize": 0, "replication": 0}, {"pathSuffix": ".staging", "type": "DIRECTORY", "length": 0, "owner": "root", "group": "hdfs", "permission": "700", "accessTime": 0, "modificationTime": 1600016412129, "blockSize": 0, "replication": 0}, {"pathSuffix": "hadoop_examples.txt", "type": "FILE", "length": 0, "owner": "root", "group": "hdfs", "permission": "644", "accessTime": 1599985053186, "modificationTime": 1599985053243, "blockSize": 134217728, "replication": 3}, {"pathSuffix": "hadoop_root.txt", "type": "FILE", "length": 0, "owner": "root", "group": "hdfs", "permission": "644", "accessTime": 1599929015215, "modificationTime": 1599929015259, "blockSize": 134217728, "replication": 3}, {"pathSuffix": "wc_out", "type": "DIRECTORY", "length": 0, "owner": "root", "group": "hdfs", "permission": "755", "accessTime": 0, "modificationTime": 1599985153543, "blockSize": 0, "replication": 0}, {"pathSuffix": "yarn_gz.txt", "type": "FILE", "length": 0, "owner": "root", "group": "hdfs", "permission": "644", "accessTime": 1600016323726, "modificationTime": 1600016323766, "blockSize": 134217728, "replication": 3}, {"pathSuffix": "yarn_root.txt", "type": "FILE", "length": 0, "owner": "root", "group": "hdfs", "permission": "644", "accessTime": 1600016038473, "modificationTime": 1600016038510, "blockSize": 134217728, "replication": 3}, {"pathSuffix": "yarnout", "type": "DIRECTORY", "length": 0, "owner": "root", "group": "hdfs", "permission": "755", "accessTime": 0, "modificationTime": 1600016127680, "blockSize": 0, "replication": 0}, {"pathSuffix": "yarnoutgz", "type": "DIRECTORY", "length": 0, "owner": "root", "group": "hdfs", "permission": "755", "accessTime": 0, "modificationTime": 1600016410027, "blockSize": 0, "replication": 0}, {"pathSuffix": "zx_snapshot", "type": "DIRECTORY", "length": 0, "owner": "root", "group": "hdfs", "permission": "755", "accessTime": 0, "modificationTime": 1599931261967, "blockSize": 0, "replication": 0, "snapshotEnabled": true}]}
root@master ~#

```

```

root@master:~# curl -i -X PUT "http://node01.subnet.vcn.oraclevcn.com:14000/webhdfs/v1/user/root/cloud?op=MKDIRS&user.name=root"
HTTP/1.1 200 OK
Date: Sun, 13 Sep 2020 18:12:06 GMT
Cache-Control: no-cache
Expires: Sun, 13 Sep 2020 18:12:06 GMT
Date: Sun, 13 Sep 2020 18:12:06 GMT
Pragma: no-cache
Content-Type: application/json
X-Content-Type-Options: nosniff
X-XSS-Protection: 1; mode=block
Set-Cookie: hadoop.auth="u=root&p=root&t=simple-dt&e=1600056726495&s=jKf00fuRe80BY5mfW4zDza/lcjTCqLnQ5r7+ttwFCqQ="; Path=/; HttpOnly
Transfer-Encoding: chunked

{"boolean":true}
root@master ~# hdfs dfs -ls /user/root/
Found 11 items
drwx----- - root hdfs      0 2020-09-13 18:00 /user/root/.Trash
drwx----- - root hdfs      0 2020-09-13 17:00 /user/root/.staging
drwxr-xr-x - root hdfs      0 2020-09-13 18:12 /user/root/cloud
-rw-r--r-- 3 root hdfs      0 2020-09-13 08:17 /user/root/hadoop_examples.txt
-rw-r--r-- 3 root hdfs      0 2020-09-12 16:43 /user/root/hadoop_root.txt
drwxr-xr-x - root hdfs      0 2020-09-13 08:19 /user/root/wc_out

```

```

root@master:~# curl -i -X PUT "http://node01.subnet.vcn.oraclevcn.com:14000/webhdfs/v1/user/root/cloud?op=MKDIRS&user.name=root"
HTTP/1.1 200 OK
Date: Sun, 13 Sep 2020 18:12:06 GMT
Cache-Control: no-cache
Expires: Sun, 13 Sep 2020 18:12:06 GMT
Date: Sun, 13 Sep 2020 18:12:06 GMT
Pragma: no-cache
Content-Type: application/json
X-Content-Type-Options: nosniff
X-XSS-Protection: 1; mode=block
Set-Cookie: hadoop.auth="u=root&p=root&t=simple-dt&e=1600056726495&s=jKf00fuRe80BY5mfW4zDza/lcjTCqLnQ5r7+ttwFCqQ="; Path=/; HttpOnly
Transfer-Encoding: chunked

{"boolean":true}
root@master ~# hdfs dfs -ls /user/root/
Found 11 items
drwx----- - root hdfs      0 2020-09-13 18:00 /user/root/.Trash
drwx----- - root hdfs      0 2020-09-13 17:00 /user/root/.staging
drwxr-xr-x - root hdfs      0 2020-09-13 18:12 /user/root/cloud
-rw-r--r-- 3 root hdfs      0 2020-09-13 08:17 /user/root/hadoop_examples.txt
-rw-r--r-- 3 root hdfs      0 2020-09-12 16:43 /user/root/hadoop_root.txt
drwxr-xr-x - root hdfs      0 2020-09-13 08:19 /user/root/wc_out

```

```

root@master:~
[root@master ~]# curl "http://node01.subnet.vcn.oraclevcn.com:14000/webhdfs/v1/user/admin1?op=GETACLSTATUS&user.name=root"
{"AclStatus":{"owner":"admin1","group":"admingroup","stickyBit":false,"entries":[]}}
[root@master ~]#
[root@master ~]#
[root@master ~]# curl "http://node01.subnet.vcn.oraclevcn.com:14000/webhdfs/v1/user/admin1?op=GETACLSTATUS&user.name=root&doas=cert"
{
  "RemoteException" : {
    "message" : "User: root is not allowed to impersonate cert",
    "exception" : "AuthorizationException",
    "javaClassName" : "org.apache.hadoop.security.authorize.AuthorizationException"
  }
}
[root@master ~]#

```

```

root@master:~
[root@master ~]# curl "http://node01.subnet.vcn.oraclevcn.com:14000/webhdfs/v1/user/admin1?op=GETACLSTATUS&user.name=root"
{"AclStatus":{"owner":"admin1","group":"admingroup","stickyBit":false,"entries":[]}}
[root@master ~]#
[root@master ~]#
[root@master ~]# curl "http://node01.subnet.vcn.oraclevcn.com:14000/webhdfs/v1/user/admin1?op=GETACLSTATUS&user.name=root&doas=cert"
{
  "RemoteException" : {
    "message" : "User: root is not allowed to impersonate cert",
    "exception" : "AuthorizationException",
    "javaClassName" : "org.apache.hadoop.security.authorize.AuthorizationException"
  }
}
[root@master ~]#

```

```

root@master:~
[root@master ~]# curl "http://node01.subnet.vcn.oraclevcn.com:14000/webhdfs/v1/user/root/hadoop_examples.txt?op=open&user.name=root"
cloudera cca131
[root@master ~]# curl -i -X PUT "http://node01.subnet.vcn.oraclevcn.com:14000/webhdfs/v1/user/root/hadoop_examples.txt?op=rename&destination=/user/root/hadoop_examples_new.txt&user.name=root"
HTTP/1.1 200 OK
Date: Sun, 13 Sep 2020 18:17:40 GMT
Cache-Control: no-cache
Expires: Sun, 13 Sep 2020 18:17:40 GMT
Date: Sun, 13 Sep 2020 18:17:40 GMT
Pragma: no-cache
X-Content-Type-Options: nosniff
X-XSS-Protection: 1; mode=block
Set-Cookie: hadoop.auth="u=root&p=root&t=simple-dt&e=1600057060081&s=SXLzKuAPUzs9MDRvQ/+LzZc/VzWCuQbE6HNBCATDcq4=";
Path=/; HttpOnly
Content-Type: application/json
Transfer-Encoding: chunked

{"boolean":true}
[root@master ~]# hdfs dfs -ls /user/root
Found 11 items
drwx----- - root hdfs      0 2020-09-13 18:17 /user/root/.Trash
drwx----- - root hdfs      0 2020-09-13 17:00 /user/root/.staging
drwxr-xr-x - root hdfs      0 2020-09-13 18:12 /user/root/cloud
-rw-r--r-- 3 root hdfs     16 2020-09-13 18:17 /user/root/hadoop_examples_new.txt
-rw-r--r-- 3 root hdfs      0 2020-09-12 16:43 /user/root/hadoop_root.txt
drwxr-xr-x - root hdfs      0 2020-09-13 08:19 /user/root/wc_out

```

```

root@master:~
[root@master ~]# curl "http://node01.subnet.vcn.oraclevcn.com:14000/webhdfs/v1/user/root/hadoop_examples.txt?op=open
&user.name=root"
cloudera cca131
[root@master ~]# curl -i -X PUT "http://node01.subnet.vcn.oraclevcn.com:14000/webhdfs/v1/user/root/hadoop_examples.t
xt?op=rename&destination=/user/root/hadoop_examples_new.txt&user.name=root"
HTTP/1.1 200 OK
Date: Sun, 13 Sep 2020 18:17:40 GMT
Cache-Control: no-cache
Expires: Sun, 13 Sep 2020 18:17:40 GMT
Date: Sun, 13 Sep 2020 18:17:40 GMT
Pragma: no-cache
X-Content-Type-Options: nosniff
X-XSS-Protection: 1; mode=block
Set-Cookie: hadoop.auth="u=root&p=root&t=simple-dt&e=1600057060081&s=SLzKuAPUzs9MDRvQ/+LzZc/VzWCuQbE6HNBCATDcq4=";
Path=/; HttpOnly
Content-Type: application/json
Transfer-Encoding: chunked

{"boolean":true}
[root@master ~]# hdfs dfs -ls /user/root
Found 11 items
drwx----- - root hdfs      0 2020-09-13 18:17 /user/root/.Trash
drwx----- - root hdfs      0 2020-09-13 17:00 /user/root/.staging
drwxr-xr-x - root hdfs      0 2020-09-13 18:12 /user/root/cloud
-rw-r--r-- 3 root hdfs     16 2020-09-13 18:17 /user/root/hadoop_examples_new.txt
-rw-r--r-- 3 root hdfs      0 2020-09-12 16:43 /user/root/hadoop_root.txt
drwxr-xr-x - root hdfs      0 2020-09-13 08:19 /user/root/wc_out

```

QUESTION 6

Configure the YARN scheduler as a Fair Scheduler and also number of threads used to handle requests through the scheduler interface should be 40.

Correct Answer: :

Explanation/Reference:

Answer: See the explanation for Step by Step Solution and configuration.

- go to CM - YARN - Configuration - Search (scheduler) - Change parameter (Scheduler Thread Count)
- Then restart service

← → ↺ 🏠 master.subnet.vcn.oraclevcn.com:7180/cmf/services/10/config#filterfreeText=scheduler ... 📄 ⌵ 🌐

Cloudera Manager Clusters ▾ Hosts ▾ Diagnostics ▾ Audits ▾ Charts ▾ Backup ▾ Administration ▾ Search 📄 📄 Support ▾ admin ▾

Cluster 1
✔ YARN (MR2 Included) Actions ▾ Sep 13, 7:06 PM GMT

Status Instances Configuration Commands Applications Resource Pools Charts Library Audits Web UI ▾ Quick Links ▾

scheduler Role Groups History and Rollback

Filters

SCOPE

YARN (MR2 Included) (Service...)	5
Gateway	0
JobHistory Server	0
NodeManager	0
ResourceManager	23

CATEGORY

Advanced	4
Compression	0
Logs	0
Main	11
Monitoring	0
Performance	0
Ports and Addresses	1
Proxy	0
Resource Management	12

Scheduler Thread Count
yarn.resourcemanager.scheduler.client.thread-count

ResourceManager Default Group

50

Scheduler Class
yarn.resourcemanager.scheduler.class

ResourceManager Default Group

☒ org.apache.hadoop.yarn.server.resourcemanager.scheduler.fair.FairScheduler
☐ org.apache.hadoop.yarn.server.resourcemanager.scheduler.fifo.FifoScheduler
☐ org.apache.hadoop.yarn.server.resourcemanager.scheduler.capacity.CapacityScheduler

Capacity Scheduler Configuration Advanced Configuration Snippet (Safety Valve)

ResourceManager Default Group

Name
yarn.scheduler.capacity.root.queues

Value
default

View as XML

← → ↺ 🏠 master.subnet.vcn.oraclevcn.com:7180/cmf/services/10/config#filterfreeText=scheduler ... 📄 ⌵ 🌐

Cloudera Manager Clusters ▾ Hosts ▾ Diagnostics ▾ Audits ▾ Charts ▾ Backup ▾ Administration ▾ Search 📄 📄 Support ▾ admin ▾

Cluster 1
✔ YARN (MR2 Included) Actions ▾ Sep 13, 7:06 PM GMT

Status Instances Configuration Commands Applications Resource Pools Charts Library Audits Web UI ▾ Quick Links ▾

scheduler Role Groups History and Rollback

Filters

SCOPE

YARN (MR2 Included) (Service...)	5
Gateway	0
JobHistory Server	0
NodeManager	0
ResourceManager	23

CATEGORY

Advanced	4
Compression	0
Logs	0
Main	11
Monitoring	0
Performance	0
Ports and Addresses	1
Proxy	0
Resource Management	12

Scheduler Thread Count
yarn.resourcemanager.scheduler.client.thread-count

ResourceManager Default Group

50

Scheduler Class
yarn.resourcemanager.scheduler.class

ResourceManager Default Group

☒ org.apache.hadoop.yarn.server.resourcemanager.scheduler.fair.FairScheduler
☐ org.apache.hadoop.yarn.server.resourcemanager.scheduler.fifo.FifoScheduler
☐ org.apache.hadoop.yarn.server.resourcemanager.scheduler.capacity.CapacityScheduler

Capacity Scheduler Configuration Advanced Configuration Snippet (Safety Valve)

ResourceManager Default Group

Name
yarn.scheduler.capacity.root.queues

Value
default

View as XML

←

→

↶

🏠

master.subnet.vcn.oraclevcn.com:7180/cmf/services/10/config#filterfreeText=scheduler

⋮

🔖

☆

🔍

📦

📄

Support

admin

Cloudera Manager

Clusters

Hosts

Diagnostics

Audits

Charts

Backup

Administration

Search

📦

📄

Support

admin

Cluster 1

YARN (MR2 Included)

Actions

Sep 13, 7:07 PM GMT

Status

Instances

Configuration

Commands

Applications

Resource Pools

Charts Library

Audits

Web UI

Quick Links

scheduler

Role Groups

History and Rollback

Filters

SCOPE

YARN (MR2 Included) (Servic... 5

Gateway 0

JobHistory Server 0

NodeManager 0

ResourceManager 23

CATEGORY

Advanced 4

Compression 0

Logs 0

Main 11

Monitoring 0

Performance 0

Ports and Addresses 1

Proxy 0

Resource Management 12

Scheduler Thread Count

yarn.resourcemanager.scheduler.client.thread-count

40

Scheduler Class

yarn.resourcemanager.scheduler.class

ResourceManager Default Group

☒ org.apache.hadoop.yarn.server.resourcemanager.scheduler.fair.FairScheduler

☐ org.apache.hadoop.yarn.server.resourcemanager.scheduler.fifo.FifoScheduler

☐ org.apache.hadoop.yarn.server.resourcemanager.scheduler.capacity.CapacityScheduler

Capacity Scheduler Configuration Advanced

Configuration Snippet (Safety Valve)

ResourceManager Default Group

Name

yarn.scheduler.capacity.root.queues

Value

default

1 Edited Value

Reason for change...

Save Changes

←

→

↶

🏠

master.subnet.vcn.oraclevcn.com:7180/cmf/services/10/config#filterfreeText=scheduler

⋮

🔖

☆

🔍

📦

📄

Support

admin

Cloudera Manager

Clusters

Hosts

Diagnostics

Audits

Charts

Backup

Administration

Search

📦

📄

Support

admin

Cluster 1

YARN (MR2 Included)

Actions

Sep 13, 7:07 PM GMT

Status

Instances

Configuration

Commands

Applications

Resource Pools

Charts Library

Audits

Web UI

Quick Links

scheduler

Role Groups

History and Rollback

Filters

SCOPE

YARN (MR2 Included) (Servic... 5

Gateway 0

JobHistory Server 0

NodeManager 0

ResourceManager 23

CATEGORY

Advanced 4

Compression 0

Logs 0

Main 11

Monitoring 0

Performance 0

Ports and Addresses 1

Proxy 0

Resource Management 12

Scheduler Thread Count

yarn.resourcemanager.scheduler.client.thread-count

40

Scheduler Class

yarn.resourcemanager.scheduler.class

ResourceManager Default Group

☒ org.apache.hadoop.yarn.server.resourcemanager.scheduler.fair.FairScheduler

☐ org.apache.hadoop.yarn.server.resourcemanager.scheduler.fifo.FifoScheduler

☐ org.apache.hadoop.yarn.server.resourcemanager.scheduler.capacity.CapacityScheduler

Capacity Scheduler Configuration Advanced

Configuration Snippet (Safety Valve)

ResourceManager Default Group

Name

yarn.scheduler.capacity.root.queues

Value

default

1 Edited Value

Reason for change...

Save Changes

QUESTION 7

Create Role Groups and assign host to it accordingly create role group with datanodes added, new role group should have default configs like disk filling policy(available space, etc)

Correct Answer: :

Explanation/Reference:

Answer: See the explanation for Step by Step Solution and configuration.

The screenshot shows the Cloudera Manager web interface. The top navigation bar includes 'Clusters', 'Hosts', 'Diagnostics', 'Audits', 'Charts', 'Backup', and 'Administration'. The main header shows 'Cluster 1' and 'HDFS' with a green status icon. Below the header, there's a search bar and a list of tabs: 'Status', 'Instances' (selected), 'Configuration', 'Commands', 'File Browser', 'Charts Library', 'Cache Statistics', 'Audits', 'Web UI', and 'Quick Links'. The 'Instances' tab displays a table of roles and their associated role groups. The 'Role Groups' link in the top navigation bar is circled in red.

Actions for Selected ▾						Migrate Roles	Add Role Instances	Federation and High Availability	Role Groups
<input type="checkbox"/>	Role Type	State	Host	Commission State	Role Group				
<input type="checkbox"/>	Balancer	N/A	master.subnet.vcn.oraclevcn.com	Commissioned	Balancer Default Group				
<input type="checkbox"/>	DataNode	Started	node01.subnet.vcn.oraclevcn.com	Commissioned	DataNode Group 1				
<input type="checkbox"/>	DataNode	Started	node03.subnet.vcn.oraclevcn.com	Commissioned	DataNode Default Group				
<input type="checkbox"/>	DataNode	Started	node02.subnet.vcn.oraclevcn.com	Commissioned	DataNode Default Group				
<input type="checkbox"/>	Failover Controller	Started	node01.subnet.vcn.oraclevcn.com	Commissioned	Failover Controller Default Group				
<input type="checkbox"/>	Failover Controller	Started	master.subnet.vcn.oraclevcn.com	Commissioned	Failover Controller Default Group				
<input type="checkbox"/>	HttpFS	Started	node01.subnet.vcn.oraclevcn.com	Commissioned	HttpFS Default Group				

This is a duplicate of the screenshot above, showing the Cloudera Manager 'Instances' tab for Cluster 1 (HDFS). The 'Role Groups' link in the top navigation bar is circled in red.

Actions for Selected ▾						Migrate Roles	Add Role Instances	Federation and High Availability	Role Groups
<input type="checkbox"/>	Role Type	State	Host	Commission State	Role Group				
<input type="checkbox"/>	Balancer	N/A	master.subnet.vcn.oraclevcn.com	Commissioned	Balancer Default Group				
<input type="checkbox"/>	DataNode	Started	node01.subnet.vcn.oraclevcn.com	Commissioned	DataNode Group 1				
<input type="checkbox"/>	DataNode	Started	node03.subnet.vcn.oraclevcn.com	Commissioned	DataNode Default Group				
<input type="checkbox"/>	DataNode	Started	node02.subnet.vcn.oraclevcn.com	Commissioned	DataNode Default Group				
<input type="checkbox"/>	Failover Controller	Started	node01.subnet.vcn.oraclevcn.com	Commissioned	Failover Controller Default Group				
<input type="checkbox"/>	Failover Controller	Started	master.subnet.vcn.oraclevcn.com	Commissioned	Failover Controller Default Group				
<input type="checkbox"/>	HttpFS	Started	node01.subnet.vcn.oraclevcn.com	Commissioned	HttpFS Default Group				

Cluster 1

✓ HDFS

Actions

Sep 14, 8:25 AM GMT

Status

Instances

Configuration

Commands

File Browser

Charts Library

Cache Statistics

Audits

Web UI

Quick Li

Role Groups

Role groups allow grouping roles of the same type that need to be configured in the same way.

For example, roles running on similar hosts with similar hardware configurations and/or colocated with the same set of other roles would reside in the same role group for easier configuration management. Cloudera Manager automatically creates role groups when services are first created but those can be modified and new ones can be created as needed. [Learn more](#)

Create

Filters

BALANCER

Balancer Default Group 1

DATANODE

Cluster 1

✓ HDFS

Actions

Sep 14, 8:25 AM GMT

Status

Instances

Configuration

Commands

File Browser

Charts Library

Cache Statistics

Audits

Web UI

Quick Li

Role Groups

Role groups allow grouping roles of the same type that need to be configured in the same way.

For example, roles running on similar hosts with similar hardware configurations and/or colocated with the same set of other roles would reside in the same role group for easier configuration management. Cloudera Manager automatically creates role groups when services are first created but those can be modified and new ones can be created as needed. [Learn more](#)

Create

Filters

BALANCER

Balancer Default Group 1

DATANODE

Cloudera Manager Clusters Hosts Diagnostics Audits Charts Backup Administration

Cluster 1 HDFS Actions

Status Instances

Role Groups

Role groups allow grouping role... For example, roles running on s... role group for easier configurat... modified and new ones can be

Create

Filters

BALANCER	
Balancer Default Group	1

DATANODE	
DataNode Default Group	3

FAILOVER CONTROLLER	
Failover Controller Default Gr...	2

GATEWAY	
---------	--

Create New Role Group

Group Name DataNode Group 1

Role Type DataNode

Role Groups can only be created for non-singleton roles.

Copy from DataNode Default Group

Existing configuration values will be copied over from this group into your new group.

Cancel Create

Cloudera Manager Clusters Hosts Diagnostics Audits Charts Backup Administration

Cluster 1 HDFS Actions

Status Instances

Role Groups

Role groups allow grouping role. For example, roles running on same node can be grouped into a single role group for easier configuration. Existing configuration values will be copied over from this group into your new group.

Create

Filters

Filter	Count
BALANCER	
Balancer Default Group	1
DATANODE	
DataNode Default Group	3
FAILOVER CONTROLLER	
Failover Controller Default Group	2
GATEWAY	

Create New Role Group

Group Name: DataNode Group 1

Role Type: DataNode


Copy from: DataNode Default Group

Cancel Create

← → ↺ 🏠 master.subnet.vcn.oraclevcn.com:7180/cmf/services/5/config/groups ... 🛡️ ⭐

Cloudera **Manager** Clusters ▾ Hosts ▾ Diagnostics ▾ Audits Charts ▾ Backup ▾ Administration ▾

Search 📦 📄 Support ▾ admin ▾

Cluster 1
✔️ **HDFS** Actions ▾  Sep 14, 8:27 AM GMT

Status Instances **Configuration** Commands File Browser Charts Library Cache Statistics Audits Web UI ▾ Quick

Role Groups

Role groups allow grouping roles of the same type that need to be configured in the same way.

For example, roles running on similar hosts with similar hardware configurations and/or colocated with the same set of other roles would reside in the same role group for easier configuration management. Cloudera Manager automatically creates role groups when services are first created but those can be modified and new ones can be created as needed. [Learn more](#)

Create

Filters

~~BALANCER~~

Balancer Default Group 1

DATANODE

DataNode Default Group 3


~~DataNode Group 1~~ 0

FAIL OVER CONTROLLER

← → ↺ 🏠 master.subnet.vcn.oraclevcn.com:7180/cmf/services/5/config/groups ... 🛡️ ⭐

Cloudera **Manager** Clusters ▾ Hosts ▾ Diagnostics ▾ Audits Charts ▾ Backup ▾ Administration ▾

Search 📦 📄 Support ▾ admin ▾

Cluster 1
✔️ **HDFS** Actions ▾  Sep 14, 8:27 AM GMT

Status Instances **Configuration** Commands File Browser Charts Library Cache Statistics Audits Web UI ▾ Quick

Role Groups

Role groups allow grouping roles of the same type that need to be configured in the same way.

For example, roles running on similar hosts with similar hardware configurations and/or colocated with the same set of other roles would reside in the same role group for easier configuration management. Cloudera Manager automatically creates role groups when services are first created but those can be modified and new ones can be created as needed. [Learn more](#)

Create

Filters

~~BALANCER~~

Balancer Default Group 1

DATANODE

DataNode Default Group 3

~~DataNode Group 1~~ 0

FAIL OVER CONTROLLER

Cluster 1 HDFS Sep 14, 8:30 AM GMT

Status Instances Configuration Commands File Browser Charts Library Cache Statistics Audits Web UI Quick Links

Role Groups

Role groups allow grouping roles of the same type that need to be configured in the same way. For example, roles running on similar hosts with similar hardware configurations and/or colocated with the same set of other roles would reside in the same role group for easier configuration management. Cloudera Manager automatically creates role groups when services are first created but those can be modified and new ones can be created as needed. [Learn more](#)

Create

Filters

BALANCER
Balancer Default Group 1

DATANODE
DataNode Default Group 3
DataNode Group 1 0

FAILOVER CONTROLLER
Failover Controller Default Gr... 2

GATEWAY
Gateway Default Group 0

Showing 1 to 3 of 3 entries (filtered from 16 total entries) < 1 > Display 25 Entries

Actions for Selected Rename

<input type="checkbox"/>	Name	Host	Role Group	Status
<input checked="" type="checkbox"/>	DataNode (node01)	node01.subnet.vcn.oraclevcn.com	DataNode Default Group	Good Health
<input type="checkbox"/>	DataNode (node02)	node02.subnet.vcn.oraclevcn.com	DataNode Default Group	Good Health
<input type="checkbox"/>	DataNode (node03)	node03.subnet.vcn.oraclevcn.com	DataNode Default Group	Good Health

Showing 1 to 3 of 3 entries (filtered from 16 total entries)

Cluster 1 HDFS Sep 14, 8:30 AM GMT

Status Instances Configuration Commands File Browser Charts Library Cache Statistics Audits Web UI Quick Links

Role Groups

Role groups allow grouping roles of the same type that need to be configured in the same way. For example, roles running on similar hosts with similar hardware configurations and/or colocated with the same set of other roles would reside in the same role group for easier configuration management. Cloudera Manager automatically creates role groups when services are first created but those can be modified and new ones can be created as needed. [Learn more](#)

Create

Filters

BALANCER
Balancer Default Group 1

DATANODE
DataNode Default Group 3
DataNode Group 1 0

FAILOVER CONTROLLER
Failover Controller Default Gr... 2

GATEWAY
Gateway Default Group 0

Showing 1 to 3 of 3 entries (filtered from 16 total entries) < 1 > Display 25 Entries

Actions for Selected Rename

<input type="checkbox"/>	Name	Host	Role Group	Status
<input checked="" type="checkbox"/>	DataNode (node01)	node01.subnet.vcn.oraclevcn.com	DataNode Default Group	Good Health
<input type="checkbox"/>	DataNode (node02)	node02.subnet.vcn.oraclevcn.com	DataNode Default Group	Good Health
<input type="checkbox"/>	DataNode (node03)	node03.subnet.vcn.oraclevcn.com	DataNode Default Group	Good Health

Showing 1 to 3 of 3 entries (filtered from 16 total entries)

Cluster 1 HDFS

Status Instances Configuration Commands File B...

Role Groups

Role groups allow grouping roles of the same type that need to be configured in the same way. For example, roles running on similar hosts with similar hardware configurations and/or colocated with the same set of other roles would reside in the same role group for easier configuration management. Cloudera Manager automatically creates role groups when services are first created but those can be modified and new ones can be created as needed. [Learn more](#)

Create

Filters

BALANCER
Balancer Default Group 1

DATANODE
DataNode Default Group 3
DataNode Group 1 0

Showing 1 to 3 of 3 entries (filtered from 16 total entries)

Actions for Selected

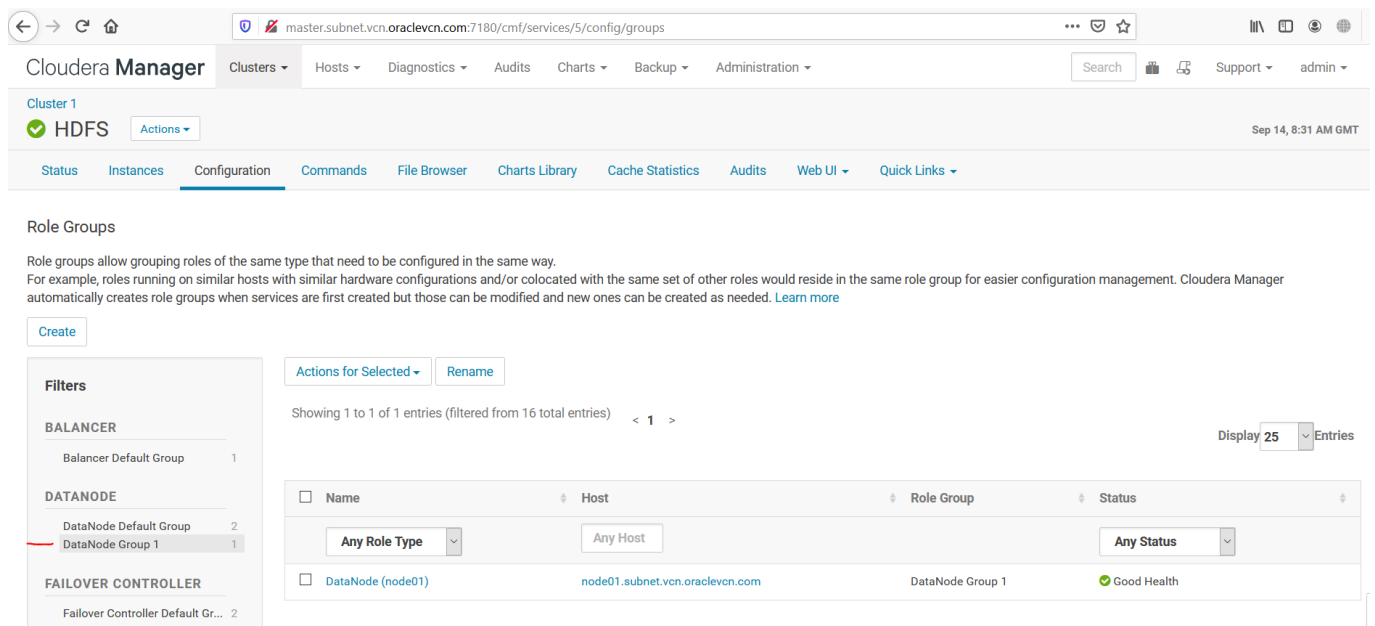
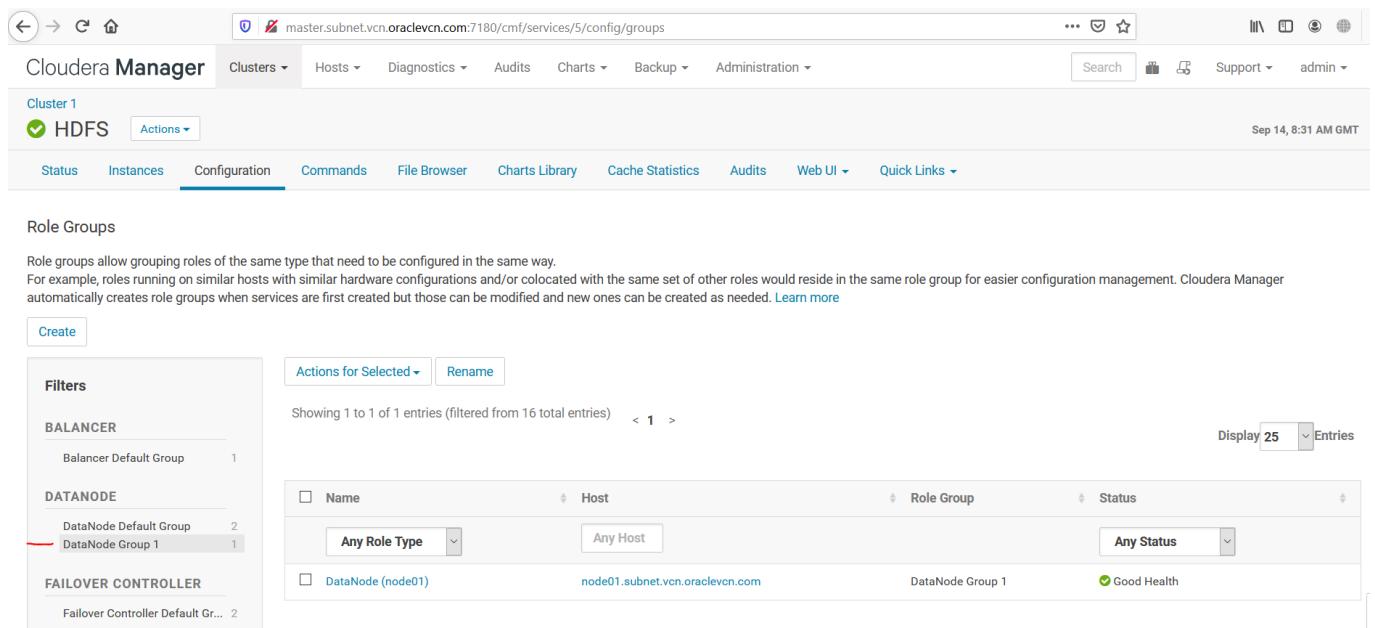
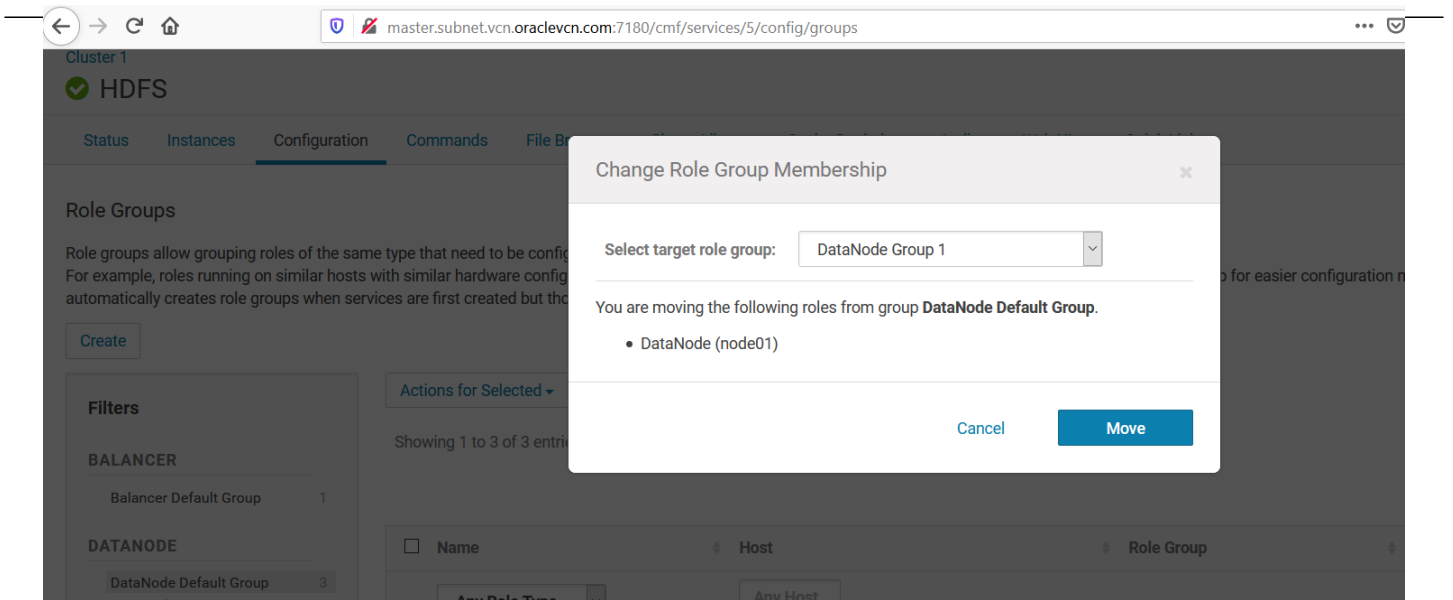
Change Role Group Membership

Select target role group: DataNode Group 1

You are moving the following roles from group DataNode Default Group.

- DataNode (node01)

Cancel Move



Cluster 1
HDFS Actions Sep 14, 12:53 PM GMT

Status Instances Configuration Commands File Browser Charts Library Cache Statistics Audits Web UI Quick Links

Space Policy Role Groups History and Rollback

Filters

SCOPE

HDFS (Service-Wide)	0
Balancer	0
DataNode	3
Gateway	0
HttpFS	0
JournalNode	0
NFS Gateway	0
NameNode	0
SecondaryNameNode	0
Failover Controller	0

CATEGORY

Advanced	3
Checkpointing	0
Cloudera Navigator	0
Erasure Coding	0
High Availability	0
Logs	0

DataNode Volume Choosing Policy
dfs.datanode.fsdataset.volume.choosing.policy
Edit Individual Values

DataNode Default Group ...and 1 other

☒ Round Robin
☐ Available Space

Available Space Policy
Balanced Threshold
dfs.datanode.available-space-volume-choosing-policy.balanced-space-threshold
Edit Identical Values

DataNode Default Group

10 GiB

DataNode Group 1

10 GiB

Available Space Policy
Balanced Preference
dfs.datanode.available-space-volume-choosing-policy.balanced-space-preference-fraction
Edit Identical Values

DataNode Default Group

0.75

DataNode Group 1

0.75

Save Changes

Cluster 1
HDFS Actions Sep 14, 12:53 PM GMT

Status Instances Configuration Commands File Browser Charts Library Cache Statistics Audits Web UI Quick Links

Space Policy Role Groups History and Rollback

Filters

SCOPE

HDFS (Service-Wide)	0
Balancer	0
DataNode	3
Gateway	0
HttpFS	0
JournalNode	0
NFS Gateway	0
NameNode	0
SecondaryNameNode	0
Failover Controller	0

CATEGORY

Advanced	3
Checkpointing	0
Cloudera Navigator	0
Erasure Coding	0
High Availability	0
Logs	0

DataNode Volume Choosing Policy
dfs.datanode.fsdataset.volume.choosing.policy
Edit Individual Values

DataNode Default Group ...and 1 other

☒ Round Robin
☐ Available Space

Available Space Policy
Balanced Threshold
dfs.datanode.available-space-volume-choosing-policy.balanced-space-threshold
Edit Identical Values

DataNode Default Group

10 GiB

DataNode Group 1

10 GiB

Available Space Policy
Balanced Preference
dfs.datanode.available-space-volume-choosing-policy.balanced-space-preference-fraction
Edit Identical Values

DataNode Default Group

0.75

DataNode Group 1

0.75

Save Changes

QUESTION 8

So it is always better to have local software repository created and on each node same software will be download from local repository.

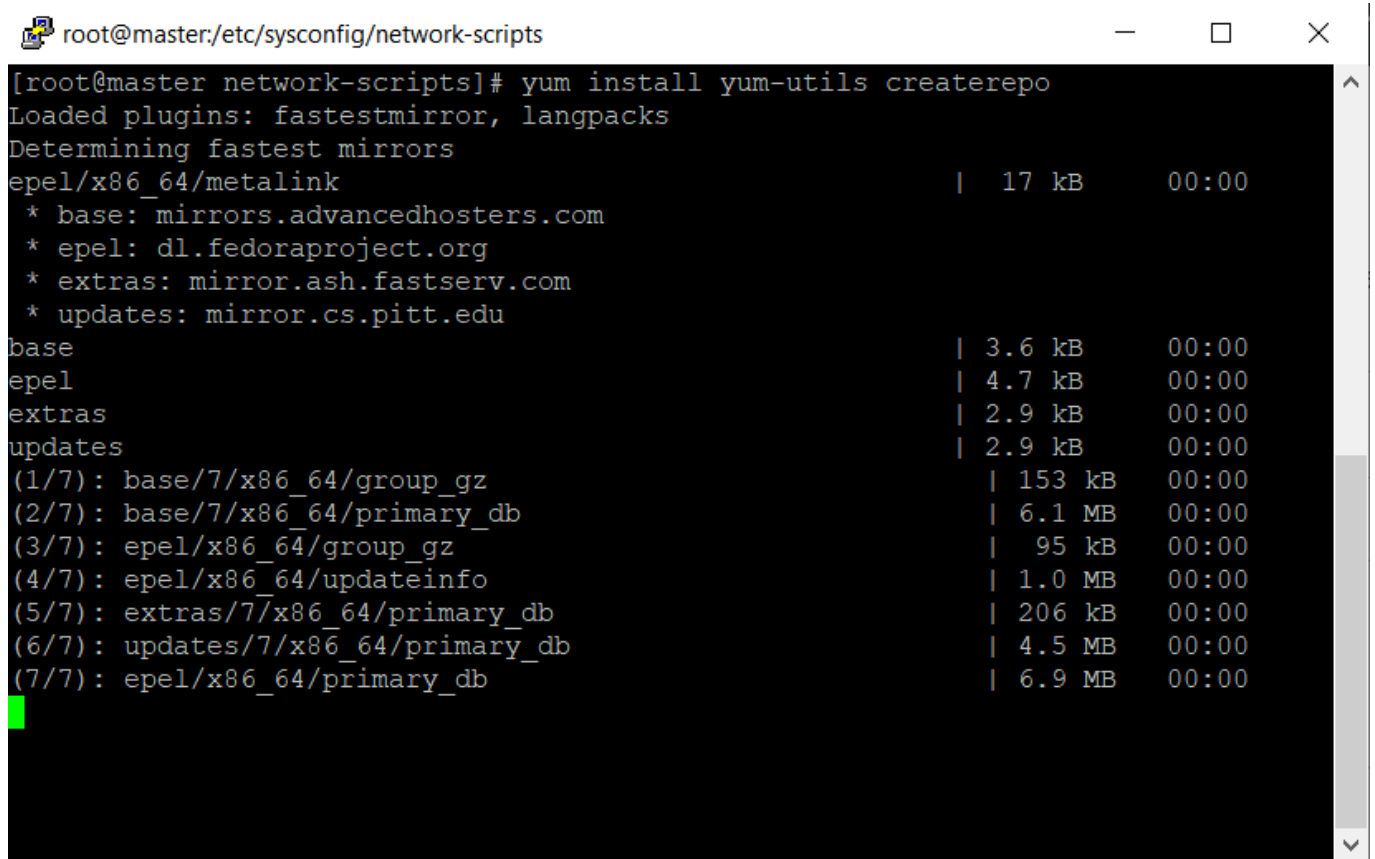
Hence, please accomplish following activity.

- Create a local repository on one of the node (It's not necessary to have this node to be part of CDH cluster)
- Also setup name server, hence this node can reach internet to download required software.
- Store Cloudera Manager-6 Server in that repo. Hence, later it can be installed on any node in cluster

Correct Answer: .

Explanation/Reference:

Answer: See the explanation for Step by Step Solution and configuration



```
root@master:/etc/sysconfig/network-scripts
[root@master network-scripts]# yum install yum-utils createrepo
Loaded plugins: fastestmirror, langpacks
Determining fastest mirrors
epel/x86_64/metalink | 17 kB 00:00
* base: mirrors.advancedhosters.com
* epel: dl.fedoraproject.org
* extras: mirror.ash.fastserv.com
* updates: mirror.cs.pitt.edu
base | 3.6 kB 00:00
epel | 4.7 kB 00:00
extras | 2.9 kB 00:00
updates | 2.9 kB 00:00
(1/7): base/7/x86_64/group_gz | 153 kB 00:00
(2/7): base/7/x86_64/primary_db | 6.1 MB 00:00
(3/7): epel/x86_64/group_gz | 95 kB 00:00
(4/7): epel/x86_64/updateinfo | 1.0 MB 00:00
(5/7): extras/7/x86_64/primary_db | 206 kB 00:00
(6/7): updates/7/x86_64/primary_db | 4.5 MB 00:00
(7/7): epel/x86_64/primary_db | 6.9 MB 00:00
```

```
[root@master network-scripts]# yum install yum-utils createrepo
Loaded plugins: fastestmirror, langpacks
Determining fastest mirrors
epel/x86_64/metalink | 17 kB 00:00
* base: mirrors.advancedhosters.com
* epel: dl.fedoraproject.org
* extras: mirror.ash.fastserv.com
* updates: mirror.cs.pitt.edu
base | 3.6 kB 00:00
epel | 4.7 kB 00:00
extras | 2.9 kB 00:00
updates | 2.9 kB 00:00
(1/7): base/7/x86_64/group_gz | 153 kB 00:00
(2/7): base/7/x86_64/primary_db | 6.1 MB 00:00
(3/7): epel/x86_64/group_gz | 95 kB 00:00
(4/7): epel/x86_64/updateinfo | 1.0 MB 00:00
(5/7): extras/7/x86_64/primary_db | 206 kB 00:00
(6/7): updates/7/x86_64/primary_db | 4.5 MB 00:00
(7/7): epel/x86_64/primary_db | 6.9 MB 00:00
```

```
[root@master network-scripts]# yum install httpd -y
Loaded plugins: fastestmirror, langpacks
Loading mirror speeds from cached hostfile
* base: mirrors.advancedhosters.com
* epel: dl.fedoraproject.org
* extras: mirror.ash.fastserv.com
* updates: mirror.cs.pitt.edu
Resolving Dependencies
--> Running transaction check
---> Package httpd.x86_64 0:2.4.6-93.el7.centos will be installed
--> Processing Dependency: httpd-tools = 2.4.6-93.el7.centos for package: httpd-2.4.6-93.el7.centos.x86_64
--> Processing Dependency: /etc/mime.types for package: httpd-2.4.6-93.el7.centos.x86_64
--> Processing Dependency: libaprutil-1.so.0()(64bit) for package: httpd-2.4.6-93.el7.centos.x86_64
--> Processing Dependency: libapr-1.so.0()(64bit) for package: httpd-2.4.6-93.el7.centos.x86_64
--> Running transaction check
---> Package apr.x86_64 0:1.4.8-5.el7 will be installed
---> Package apr-util.x86_64 0:1.5.2-6.el7 will be installed
---> Package httpd-tools.x86_64 0:2.4.6-93.el7.centos will be installed
---> Package mailcap.noarch 0:2.1.41-2.el7 will be installed
--> Finished Dependency Resolution
```

```
[root@master network-scripts]# yum install httpd -y
Loaded plugins: fastestmirror, langpacks
Loading mirror speeds from cached hostfile
 * base: mirrors.advancedhosters.com
 * epel: dl.fedoraproject.org
 * extras: mirror.ash.fastserv.com
 * updates: mirror.cs.pitt.edu
Resolving Dependencies
--> Running transaction check
---> Package httpd.x86_64 0:2.4.6-93.el7.centos will be installed
--> Processing Dependency: httpd-tools = 2.4.6-93.el7.centos for package: httpd-2.4.6-93.el7.centos.x86_64
--> Processing Dependency: /etc/mime.types for package: httpd-2.4.6-93.el7.centos.x86_64
--> Processing Dependency: libaprutil-1.so.0()(64bit) for package: httpd-2.4.6-93.el7.centos.x86_64
--> Processing Dependency: libapr-1.so.0()(64bit) for package: httpd-2.4.6-93.el7.centos.x86_64
--> Running transaction check
---> Package apr.x86_64 0:1.4.8-5.el7 will be installed
---> Package apr-util.x86_64 0:1.5.2-6.el7 will be installed
---> Package httpd-tools.x86_64 0:2.4.6-93.el7.centos will be installed
---> Package mailcap.noarch 0:2.1.41-2.el7 will be installed
--> Finished Dependency Resolution
```

```
[root@master network-scripts]# service httpd status
Redirecting to /bin/systemctl status httpd.service
● httpd.service - The Apache HTTP Server
   Loaded: loaded (/usr/lib/systemd/system/httpd.service; disabled; vendor preset: disabled)
   Active: inactive (dead)
     Docs: man:httpd(8)
          man:apachectl(8)
[root@master network-scripts]# service httpd start
Redirecting to /bin/systemctl start httpd.service
[root@master network-scripts]# service httpd status
Redirecting to /bin/systemctl status httpd.service
● httpd.service - The Apache HTTP Server
   Loaded: loaded (/usr/lib/systemd/system/httpd.service; disabled; vendor preset: disabled)
   Active: active (running) since Sat 2020-09-12 11:57:37 GMT; 2s ago
     Docs: man:httpd(8)
          man:apachectl(8)
 Main PID: 11044 (httpd)
   Status: "Processing requests..."
  Memory: 3.0M
    CGroup: /system.slice/httpd.service
            └─11044 /usr/sbin/httpd -DFOREGROUND
              └─11045 /usr/sbin/httpd -DFOREGROUND
```

```
[root@master network-scripts]# service httpd status
Redirecting to /bin/systemctl status httpd.service
● httpd.service - The Apache HTTP Server
   Loaded: loaded (/usr/lib/systemd/system/httpd.service; disabled; vendor prese
t: disabled)
   Active: inactive (dead)
     Docs: man:httpd(8)
          man:apachectl(8)
[root@master network-scripts]# service httpd start
Redirecting to /bin/systemctl start httpd.service
[root@master network-scripts]# service httpd status
Redirecting to /bin/systemctl status httpd.service
● httpd.service - The Apache HTTP Server
   Loaded: loaded (/usr/lib/systemd/system/httpd.service; disabled; vendor prese
t: disabled)
   Active: active (running) since Sat 2020-09-12 11:57:37 GMT; 2s ago
     Docs: man:httpd(8)
          man:apachectl(8)
 Main PID: 11044 (httpd)
  Status: "Processing requests..."
  Memory: 3.0M
    CGroup: /system.slice/httpd.service
            └─11044 /usr/sbin/httpd -DFOREGROUND
              └─11045 /usr/sbin/httpd -DFOREGROUND
```

```
[root@master ~]# systemctl enable httpd
Created symlink from /etc/systemd/system/multi-user.target.wants/httpd.service t
o /usr/lib/systemd/system/httpd.service.
[root@master ~]#
```

root@master:~

```
[root@master ~]# systemctl enable httpd
Created symlink from /etc/systemd/system/multi-user.target.wants/httpd.service to /usr/lib/systemd/system/httpd.service.
[root@master ~]#
```

root@master:/var/www/html/cm6

```
[root@master html]# mkdir cm6
[root@master html]# cd cm6/
[root@master cm6]# wget https://archive.cloudera.com/cm6/6.1.1/repo-as-tarball/cm6.1.1-redhat7.tar.gz
--2020-09-12 12:05:41-- https://archive.cloudera.com/cm6/6.1.1/repo-as-tarball/cm6.1.1-redhat7.tar.gz
Resolving archive.cloudera.com (archive.cloudera.com)... 199.232.64.167
Connecting to archive.cloudera.com (archive.cloudera.com)|199.232.64.167|:443... connected.
HTTP request sent, awaiting response... 200 OK
Length: 1358893518 (1.3G) [application/x-tar]
Saving to: 'cm6.1.1-redhat7.tar.gz'

0% [          ] 1,313,089  1.51MB/s
```



```
[root@master html]# mkdir cm6
[root@master html]# cd cm6/
[root@master cm6]# wget https://archive.cloudera.com/cm6/6.1.1/repo-as-tarball/cm6.1.1-redhat7.tar.gz
--2020-09-12 12:05:41-- https://archive.cloudera.com/cm6/6.1.1/repo-as-tarball/cm6.1.1-redhat7.tar.gz
Resolving archive.cloudera.com (archive.cloudera.com)... 199.232.64.167
Connecting to archive.cloudera.com (archive.cloudera.com)|199.232.64.167|:443...
connected.
HTTP request sent, awaiting response... 200 OK
Length: 1358893518 (1.3G) [application/x-tar]
Saving to: 'cm6.1.1-redhat7.tar.gz'

0% [          ] 1,313,089  1.51MB/s
```

```
[root@master cm6]# tar xvfz cm6.1.1-redhat7.tar.gz
cm6.1.1/
cm6.1.1/RPMS/
cm6.1.1/RPMS/x86_64/
cm6.1.1/RPMS/x86_64/cloudera-manager-server-6.1.1-853290.el7.x86_64.rpm
cm6.1.1/RPMS/x86_64/cloudera-manager-server-db-2-6.1.1-853290.el7.x86_64.rpm
cm6.1.1/RPMS/x86_64/oracle-j2sdk1.8-1.8.0+update181-1.x86_64.rpm
cm6.1.1/RPMS/x86_64/cloudera-manager-daemons-6.1.1-853290.el7.x86_64.rpm
```


root@master:/var/www/html/cm6

```
[root@master cm6]# tar xvfz cm6.1.1-redhat7.tar.gz
cm6.1.1/
cm6.1.1/RPMS/
cm6.1.1/RPMS/x86_64/
cm6.1.1/RPMS/x86_64/cloudera-manager-server-6.1.1-853290.el7.x86_64.rpm
cm6.1.1/RPMS/x86_64/cloudera-manager-server-db-2-6.1.1-853290.el7.x86_64.rpm
cm6.1.1/RPMS/x86_64/oracle-j2sdk1.8-1.8.0+update181-1.x86_64.rpm
cm6.1.1/RPMS/x86_64/cloudera-manager-daemons-6.1.1-853290.el7.x86_64.rpm
```

root@master:/var/www/html

```
[root@master html]# chmod -R ugo+rX cm6
[root@master html]#
```







root@master:/var/www/html

```
[root@master html]# chmod -R ugo+rX cm6  
[root@master html]#
```









Not secure | master.subnet.vcn.oraclevcn.com/cm6/

Index of /cm6

<u>Name</u>	<u>Last modified</u>	<u>Size</u>	<u>Description</u>
 Parent Directory		-	
 RPM-GPG-KEY-cloudera	2019-02-19 09:57	1.7K	
 RPMS/	2019-05-29 10:16	-	
 allkeys.asc	2019-02-19 09:57	14K	
 cloudera-manager.repo	2019-02-19 09:57	232	
 repodata/	2019-05-29 10:16	-	

Index of /cm6

<u>Name</u>	<u>Last modified</u>	<u>Size</u>	<u>Description</u>
 Parent Directory		-	
 RPM-GPG-KEY-cloudera	2019-02-19 09:57	1.7K	
 RPMS/	2019-05-29 10:16	-	
 allkeys.asc	2019-02-19 09:57	14K	
 cloudera-manager.repo	2019-02-19 09:57	232	
 repodata/	2019-05-29 10:16	-	

```

root@master:/etc/yum.repos.d
-rw-r--r--. 1 root root 649 Apr 7 22:01 CentOS-Debuginfo.repo
-rw-r--r--. 1 root root 314 Apr 7 22:01 CentOS-fasttrack.repo
-rw-r--r--. 1 root root 630 Apr 7 22:01 CentOS-Media.repo
-rw-r--r--. 1 root root 1331 Apr 7 22:01 CentOS-Sources.repo
-rw-r--r--. 1 root root 7577 Apr 7 22:01 CentOS-Vault.repo
-rw-r--r--. 1 root root 616 Apr 7 22:01 CentOS-x86_64-kernel.repo
-rw-r--r--. 1 root root 951 Oct 2 2017 epel.repo
-rw-r--r--. 1 root root 1050 Oct 2 2017 epel-testing.repo
[root@master yum.repos.d]# wget https://archive.cloudera.com/cm6/6.1.1/redhat7/y
um/cloudera-manager.repo
--2020-09-12 12:25:14-- https://archive.cloudera.com/cm6/6.1.1/redhat7/yum/clou
dera-manager.repo
Resolving archive.cloudera.com (archive.cloudera.com)... 151.101.200.167
Connecting to archive.cloudera.com (archive.cloudera.com)|151.101.200.167|:443..
. connected.
HTTP request sent, awaiting response... 200 OK
Length: 232 [binary/octet-stream]
Saving to: 'cloudera-manager.repo'

100%[=====>] 232          --.-K/s   in 0s

2020-09-12 12:25:15 (16.0 MB/s) - 'cloudera-manager.repo' saved [232/232]

[root@master yum.repos.d]#

```


root@master:/etc/yum.repos.d

```
[root@master yum.repos.d]# vi cloudera-manager.repo
[cloudera-manager]
name=Cloudera Manager 6.1.1
baseurl=http://master.subnet.vcn.oraclevcn.com/cm6/
gpgkey=http://master.subnet.vcn.oraclevcn.com/cm6/RPM-GPG-KEY-cloudera
gpgcheck=1
enabled=1
autorefresh=0
type=rpm-md
```

root@master:/etc/yum.repos.d

```
[root@master yum.repos.d]# yum repolist
Loaded plugins: fastestmirror, langpacks
Loading mirror speeds from cached hostfile
 * base: mirrors.advancedhosters.com
 * epel: dl.fedoraproject.org
 * extras: mirror.ash.fastserv.com
 * updates: mirror.cs.pitt.edu
cloudera-manager | 2.9 kB 00:00
cloudera-manager/primary_db | 8.5 kB 00:00
repo id repo name status
base/7/x86_64 CentOS-7 - Base 10,070
cloudera-manager Cloudera Manager 6.1.1 6
epel/x86_64 Extra Packages for Enterprise Linux 7 - x86_64 13,445
extras/7/x86_64 CentOS-7 - Extras 413
updates/7/x86_64 CentOS-7 - Updates 1,127
repolist: 25,061
[root@master yum.repos.d]#
```

```
[root@master yum.repos.d]# yum repolist
Loaded plugins: fastestmirror, langpacks
Loading mirror speeds from cached hostfile
* base: mirrors.advancedhosters.com
* epel: dl.fedoraproject.org
* extras: mirror.ash.fastserv.com
* updates: mirror.cs.pitt.edu
cloudera-manager                | 2.9 kB    00:00
cloudera-manager/primary_db     | 8.5 kB    00:00
repo id                        repo name                                status
base/7/x86_64                  CentOS-7 - Base                         10,070
cloudera-manager                Cloudera Manager 6.1.1                  6
epel/x86_64                    Extra Packages for Enterprise Linux 7 - x86_64 13,445
extras/7/x86_64                CentOS-7 - Extras                       413
updates/7/x86_64               CentOS-7 - Updates                      1,127
repolist: 25,061
[root@master yum.repos.d]#
```

Solution provided above

https://docs.cloudera.com/documentation/enterprise/6/6.1/topics/cm_ig_create_local_parcel_repo.html

For More Information – **Visit link below:**
<http://www.certsgrade.com/>

PRODUCT FEATURES

-  **100% Money Back Guarantee**
-  **90 Days Free updates**
-  **Special Discounts on Bulk Orders**
-  **Guaranteed Success**
-  **50,000 Satisfied Customers**
-  **100% Secure Shopping**
-  **Privacy Policy**
-  **Refund Policy**

Discount Coupon Code: **CERTSGRADE10**

