

VMware

5V0-41.20
VMware SD-WAN Troubleshoot

Questions And Answers PDF Format:

For More Information – Visit link below:
<https://www.certsgrade.com/>

Version = Product



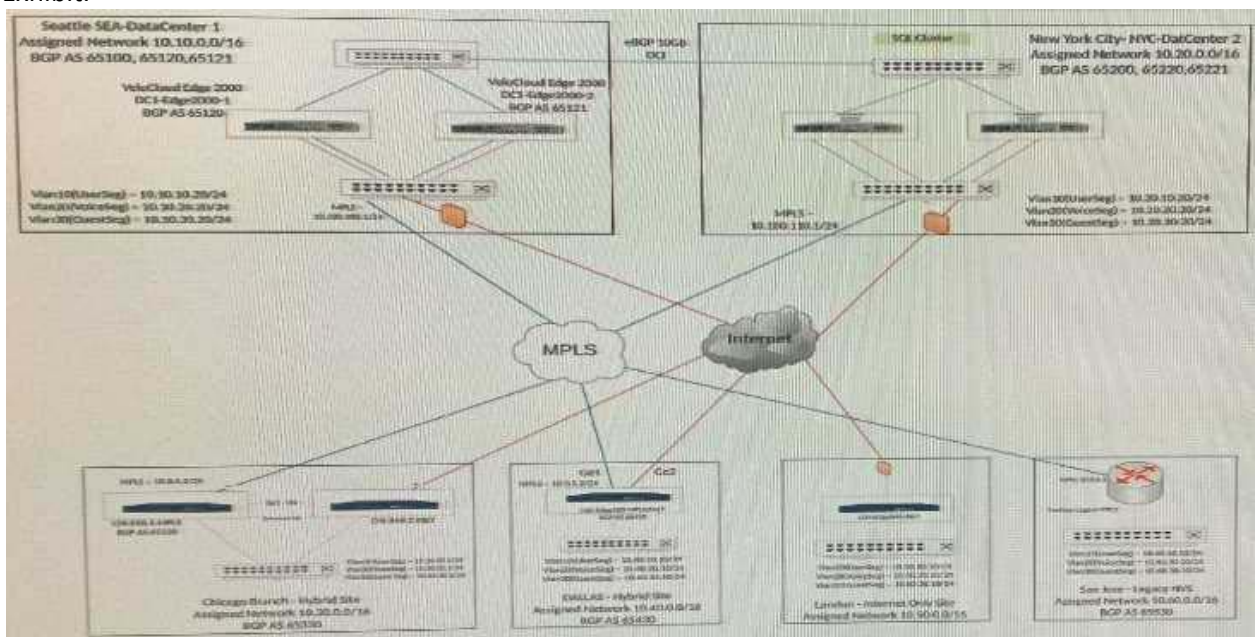
Latest Version: 6.1

Question: 1

Scenario:1

A network administrator is tasked with enabling SD-WAN at three branch locations, A topology has been provided for reference. For each site, the administrator is having issues bringing edges online, as another administrator has gone ahead and created a configuration ahead of time. The organization has several branch sites. One is an Internet-only site and two are Hybrid locations with both internet and MPLS. The last location is MPLS only. There are hub data center in this environment as well. Please refer to the topology.

Exhibit.



One of the Edges at the Chicago site is unable to activate. The Edge has a red LED. What is the next troubleshooting step?

- A. If the Edge is connected to its HA peer, determine if there is a link-light on the HA peer-link.
- B. If the Edge is connected to the MPLS circuit, determine if the Hub is advertising gateway routes.
- C. If the Edge is connected to the MPLS circuit which does not have DHCP, determine if there is a static IP configuration that needs to be applied upon activation.
- D. If the Edge is connected to its HA peer, determine if underlay BGP peering is present between the two Edges.

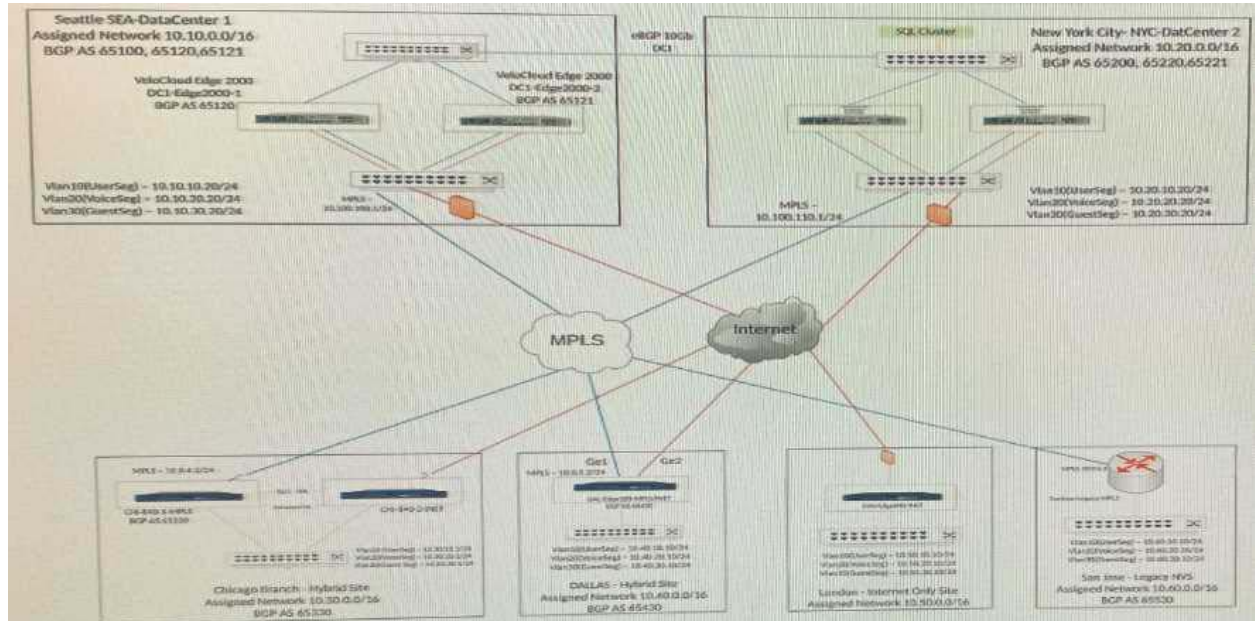
Answer: C

Question: 2

Scenario 3:

After resolving numerous connectivity issues throughout the various branch sites, connectivity between applications and users is finally present. The network administrator is informed that during certain tests, applications are not performing as they are expected to. Users report that call quality has not fully improved and that some of their calls either drop or have poor voice quality where the conversation is breaking up. Other users are noticing that file transfers are slower than expect. A group of users from a few sites have reported slowness in accessing internal and external applications.

Exhibit.



A network engineer is configuring an Internet Backhaul Policy for the Chicago Branch to utilize NY's hub as a much better source for Internet for certain SaaS applications. For an unknown reason, the network engineer is not able to select the hubs in the Internet Backhaul Policy. What could be the reason?

- A. The Dynamic Branch to Branch has not been enabled.
- B. The hub is not configured with the proper IP address.
- C. Dynamic Branch to Branch using gateways has not been enabled.
- D. The Edge's profile does not include Backhaul hubs as an option.

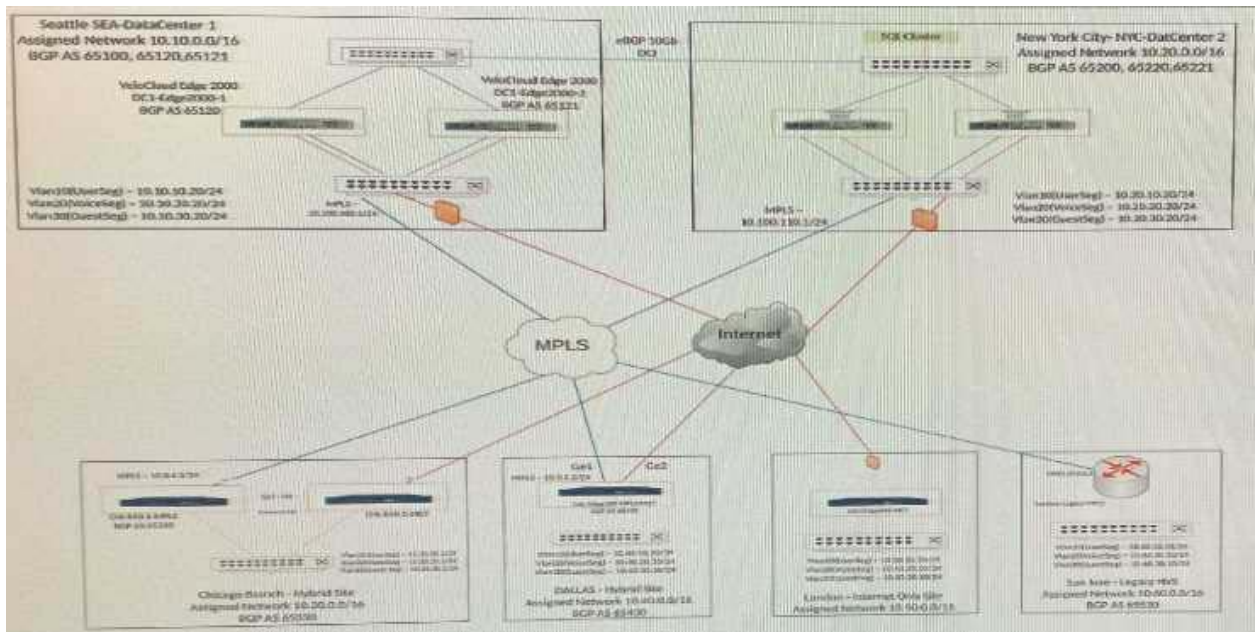
Answer: C

Question: 3

Scenario 2:

After completing the branch activation for all required branches, the network administrator attempts to test connectivity between the various branches and between hubs and branches. The administrator notices a lack of connectivity despite being certain that configurations have been complete. The administrator also observed that several users are reporting intermittent connectivity to some of the some applications they are accessing. Other users are reporting no access to these applications. Other

users at some of the branches claim they cannot get to certain public resources. The administrator wants to ensure that all sites can talk to each other and all resources are accessible. Exhibit.



A technician has added Edges to an East Coast Profile. These Edges are not able to communicate via dynamic tunnels to Edges in the West_Coast profile. The technician has noticed that some Edges are able to establish dynamic tunnels.

What could be preventing Edges from being able to establish dynamic tunnels?

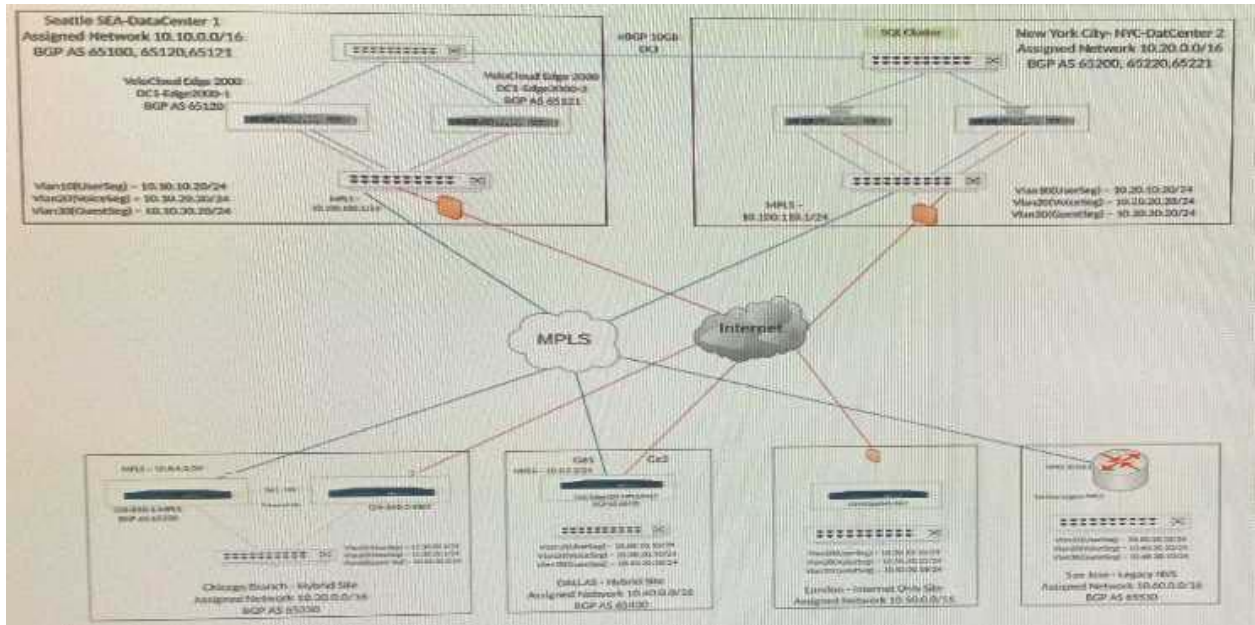
- A. The profiles are not configured to allow dynamic branch to branch VPNs.
- B. The profiles are configured to only allow dynamic branch to branch for Edges within the same profile.
- C. None of the existing profiles have Cloud VPN enabled thus preventing dynamic tunnels.
- D. Neither profile has been configured to utilize cloud gateways.

Answer: B

Question: 4

Scenario 3:

After resolving numerous connectivity Issues throughout the various branch sites, connectivity between applications and users is finally present. The network administrator is informed that during certain tests, applications are not performing as they are expected to. Users report that call quality has not fully improved and that some of their calls either drop or have poor voice quality where the conversation is breaking up. Other users are noticing that file transfers are slower than expect. A group of users from a few sites have reported slowness in accessing internal and external applications. Exhibit.



The network administrator has been made aware that Chicago is receiving traffic from non-SD-WAN sites, bottlenecking Chicago's interfaces. The network administrator's VMware SE has mentioned using the uplink feature to help resolve this.

What are two ways the uplink feature should be used in this scenario? (Choose two.)

- A. Set the uplink community to forward traffic to a group of neighbors.
- B. Direct all traffic to that neighbor designated as an uplink,
- C. Stop mutual redistribution of routes from underlay and overlay.
- D. Prevent the site in question from becoming a transit site.

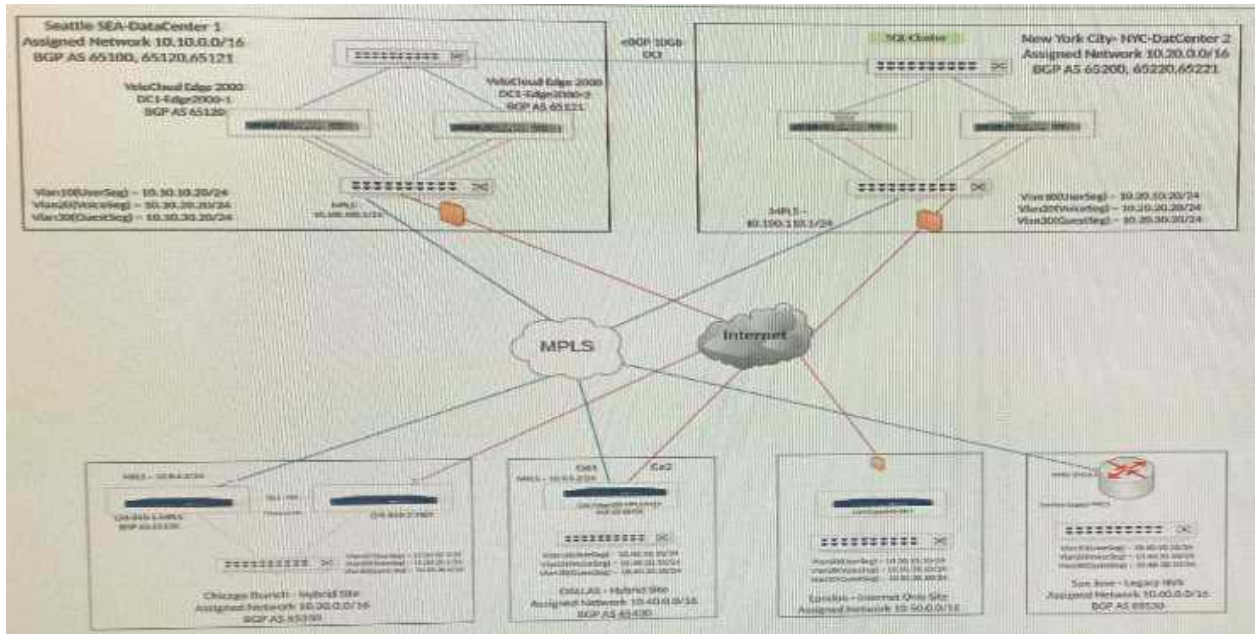
Answer: B, D

Question: 5

Scenario 3:

After resolving numerous connectivity issues throughout the various branch sites, connectivity between applications and users is finally present. The network administrator is informed that during certain tests, applications are not performing as they are expected to. Users report that call quality has not fully improved and that some of their calls either drop or have poor voice quality where the conversation is breaking up. Other users are noticing that file transfers are slower than expect. A group of users from a few sites have reported slowness in accessing; internal and external applications.

Exhibit.











A network administrator is configuring several branches to prefer a single prefix, 10.20.11.0/24, from the Seattle hub over the New York hub for various application performance reasons. What are two effective ways the administrator can accomplish this? (Choose two.)

- A. Modify the AS Path in New York to be shorter for 10.20.11.0/24.
- B. In the hub preferred order in the profile, set the Seattle hub to be preferred over New York.
- C. Modify the AS Path in New York to be longer for 10.20.11.0/24.
- D. In the OFC 10.20.11.0/24, modify the preferred exit point to be Seattle and pin the route.

Answer: B, D

For More Information – **Visit link below:**
<http://www.certsgrade.com/>

PRODUCT FEATURES

-  **100% Money Back Guarantee**
-  **90 Days Free updates**
-  **Special Discounts on Bulk Orders**
-  **Guaranteed Success**
-  **50,000 Satisfied Customers**
-  **100% Secure Shopping**
-  **Privacy Policy**
-  **Refund Policy**

Discount Coupon Code: **CERTSGRADE10**

