

Microsoft

PL-200

Microsoft Power Platform Functional Consultant

Questions And Answers PDF Format:

For More Information – Visit link below:

<https://www.certsgrade.com/>

Version = Product



Latest Version: 21.3

Question: 1

You need to create the FAQ solution content
What should you do first?

- A. AI Builder
- B. Suggest topics
- C. Automate
- D. Trigger phrases

Answer: B

Explanation:

You need to make sure there are three main steps need to do while doing import FAQ and add the topic to your bot application.

Import Suggested Topics from FAQ webpage.

Add a topic.

Enable the topics

Reference:

<https://social.technet.microsoft.com/wiki/contents/articles/53820.power-virtual-agents-faq-chatbot.aspx>

Question: 2

HOTSPOT

You need to design the resort portal's email registration process.

Which solutions should you use? To answer, select the appropriate options in the answer area.

NOTE: Each correct selection is worth one point.

Requirement

Solution

Implement the invitation code redemption process.

- ☐ Auto-populate the invitation code field on the sign-in screen from the email link.
- ☐ Embed the invitation code in the email link URL.
- ☐ Send the customer their username and temporary password in the email link.

Validate the user's email.

- ☐ Two-factor authentication
- ☐ Azure Active Directory authentication
- ☐ Social provider sign-in
- ☐ Invitation code sign-up

Answer:

Requirement	Solution
Implement the invitation code redemption process.	<div>Auto-populate the invitation code field on the sign-in screen from the email link.</div> <div>Embed the invitation code in the email link URL.</div> <div>Send the customer their username and temporary password in the email link.</div>
Validate the user's email.	<div>Two-factor authentication</div> <div>Azure Active Directory authentication</div> <div>Social provider sign-in</div> <div>Invitation code sign-up</div>

Question: 3

You need to design the resort portal to meet the business requirements. Which data source should you use?

- A. Microsoft Excel
- B. Azure SQL Database
- C. SQL Server
- D. Common Data Service

Answer: A

Question: 4

HOTSPOT

You need to design and create the solution for gathering contact information from guests for marketing purposes.

What should you use? To answer, select the appropriate options in the answer area.

NOTE: Each correct selection is worth one point.

Action	Solution
Extract business card data.	<div> <div></div> <div> AI Builder Common Data Service Power Virtual Agents Power Automate </div> </div>
Implement the contact gathering solution.	<div> <div></div> <div> Create a new entity extraction component. Integrate the solution with Azure Cognitive Services. Use a prebuilt AI model. </div> </div>

Answer:

Action	Solution
Extract business card data.	<div> <div></div> <div> AI Builder Common Data Service Power Virtual Agents Power Automate </div> </div>
Implement the contact gathering solution.	<div> <div></div> <div> Create a new entity extraction component. Integrate the solution with Azure Cognitive Services. Use a prebuilt AI model. </div> </div>

Question: 5

HOTSPOT

You need to embed the check-in solution into the communication solution. To answer, select the appropriate options in the answer area.

NOTE: Each correct selection is worth one point.

What must you use to embed the check-in solution?

	▼
Visual Studio	
Power Apps Web Studio	
AI Builder	
Common Data Service	

Where must the check-in solution be available within the communication solution?

	▼
chat section of the solution	
Microsoft 365 Apps selection grid	
in an embedded webpage	
in a tab	

Answer:

What must you use to embed the check-in solution?

	▼
Visual Studio	
Power Apps Web Studio	
AI Builder	
Common Data Service	

Where must the check-in solution be available within the communication solution?

	▼
chat section of the solution	
Microsoft 365 Apps selection grid	
in an embedded webpage	
in a tab	

Explanation:

Box 1: Power Apps Web Studio

Scenario: The check-in solution must continue to function if there are internet issues. If the self-service kiosks are not available, staff must be able to use the check-in solution from within their communication solution.









PowerApps Studio is a browser application used to edit your apps. PowerApps Studio includes a drag-and-drop canvas in the center of the screen and a screen or object list pane on the left. Properties, Rules, and Advanced Properties for selected screens or controls are displayed in the right pane.

Box 2: in a tab

You can customize the Teams experience by adding Power Apps canvas apps to your channels in Teams using the PowerApps tab.

For More Information – **Visit link below:**
<https://www.certsgrade.com/>

PRODUCT FEATURES

-  **100% Money Back Guarantee**
-  **90 Days Free updates**
-  **Special Discounts on Bulk Orders**
-  **Guaranteed Success**
-  **50,000 Satisfied Customers**
-  **100% Secure Shopping**
-  **Privacy Policy**
-  **Refund Policy**

16 USD Discount Coupon Code: **NB4XKTMZ**

