

## *Cisco*

300-635

*Automating Cisco Data Center Solutions (DCAUTO)*

**Questions And Answers PDF Format:**

**For More Information – Visit link below:**

**<https://www.certsgrade.com/>**

*Version = Product*



---

# Latest Version: 10.0

## Question: 1

Which two benefits of using network configuration tools such as Ansible and Puppet to automate data center platforms are valid? (Choose two )

- A. consistency of systems configuration
- B. automation of repetitive tasks
- C. ability to create device and interface groups
- D. ability to add VLANs and routes per device
- E. removal of network protocols such as Spanning Tree

**Answer: AB**

## Question: 2

DRAG DROP

Drag and drop the code to complete an Ansible playbook that creates a new tenant. Not all options are used.

- name: Add a new tenant

host: apic

username: admin

password: SomeSecretPassword

description: MyCompany tenant

Tenant_name: MyCompany	state: absent
state: query	tenant: MyCompany
aci_tenant:	state: present
state: create	aci_tenant_name:

Answer:

- name: Add a new tenant

aci\_tenant:

host: apic

username: admin

password: SomeSecretPassword

tenant: MyCompany

description: MyCompany tenant

state: present

Tenant\_name: MyCompany

state: absent

state: query

tenant: MyCompany

aci\_tenant:

state: present

state: create

aci\_tenant\_name:

aci\_tenant

tenant : MyCompany

state: present

Reference: [https://docs.ansible.com/ansible/latest/scenario\\_guides/guide\\_aci.html](https://docs.ansible.com/ansible/latest/scenario_guides/guide_aci.html)

### Question: 3

Refer to the exhibit:

```
switch(config)# telemetry
switch(config-telemetry)# sensor-group 100
switch(config-tm-sensor)# path sys/intf/phys-[eth1/1] depth 0
switch(config-tm-sensor)# destination-group 100
switch(config-tm-dest)# ip address 1.2.3.4 port 50004
switch(config-tm-sensor)# destination-group 200
switch(config-tm-dest)# ip address 5.6.7.8 port 50001 protocol HTTP encoding JSON
switch(config-tm-dest)# ip address 1.4.8.2 port 50003
switch(config-tm-dest)# subscription 100
switch(config-tm-sub)# snsr-grp 100 sample-interval 10000
switch(config-tm-sub)# dst-grp 100
switch(config-tm-sub)# dst-grp 200
```

Refer to the exhibit, Where and how often does the subscription stream data for Ethernet port 1/1?

A. to four different destinations every 10000 microseconds

- B. to four different destinations every 100 milliseconds
- C. to four different destinations every 10 seconds
- D. to four different destinations every 10000 seconds

**Answer: C**

Reference:

[https://www.cisco.com/c/en/us/td/docs/switches/datacenter/nexus3000/sw/programmability/7\\_x/b\\_Cisco\\_Nexus\\_3000\\_Series\\_NX-OS\\_Programmability\\_Guide\\_7x/b\\_Cisco\\_Nexus\\_3000\\_Series\\_NX-OS\\_Programmability\\_Guide\\_7x\\_chapter\\_011101.pdf](https://www.cisco.com/c/en/us/td/docs/switches/datacenter/nexus3000/sw/programmability/7_x/b_Cisco_Nexus_3000_Series_NX-OS_Programmability_Guide_7x/b_Cisco_Nexus_3000_Series_NX-OS_Programmability_Guide_7x_chapter_011101.pdf)

## Question: 4

Refer to the exhibit

```
mo_dir = cobra.mit.access.MoDirectory(cobra.mit.session.LoginSession(apic_url, username, password))
mo_dir.login()
cq = cobra.mit.access.ClassQuery('fvCEP')
cq.subtree = 'full'
objlist = mo_dir.query(cq)
for mo in objlist:
    print "MAC: " + mo.mac + "|" + "IP: " + mo.ip
```

Which action does the execution of this ACI Cobra Python code perform?

- A. It prints all LLDP neighbor MAC and IP addresses
- B. It prints all Cisco Discovery Protocol neighbor MAC and IP addresses
- C. It prints all endpoint MAC and IP addresses
- D. It prints all APIC MAC and IP addresses

**Answer: C**

Reference: [https://www.cisco.com/c/en/us/td/docs/switches/datacenter/aci/apic/sw/1-x/Operating\\_ACI/guide/b\\_Cisco\\_Operating\\_ACI/b\\_Cisco\\_Operating\\_ACI\\_appendix\\_011.html](https://www.cisco.com/c/en/us/td/docs/switches/datacenter/aci/apic/sw/1-x/Operating_ACI/guide/b_Cisco_Operating_ACI/b_Cisco_Operating_ACI_appendix_011.html)

## Question: 5

What is a description of a Cisco UCS Director script module?

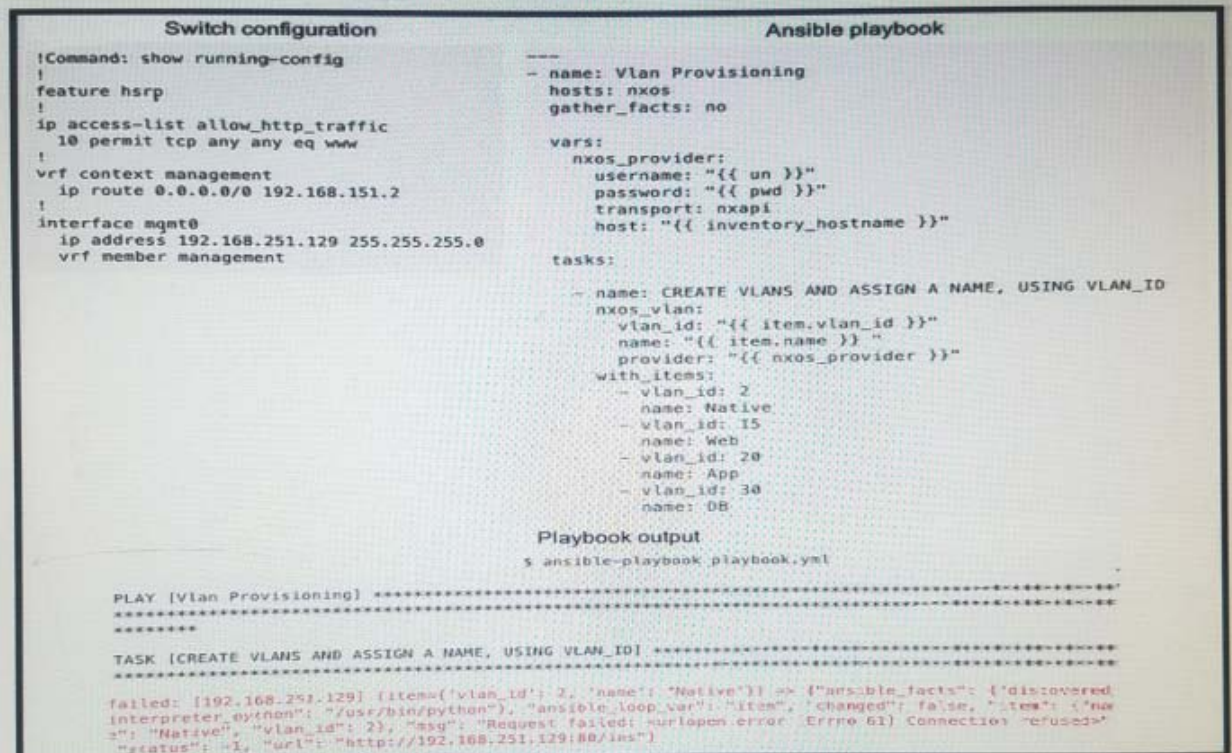
- A. function to convert internal workflow tasks into Python scripts
- B. place to store custom workflow scripts, jars, and custom lists of values for use in custom workflow
- C. place to store external scripts that are not related to Cisco UCS Director
- D. place to store imported scripts. Bash, and custom Python code for use in custom workflow tasks

**Answer: B**

Reference: [https://www.cisco.com/c/en/us/td/docs/unified\\_computing/ucs/ucs-director/orchestration-guide/6-0/b\\_UCS\\_Director\\_Orchestration\\_Guide\\_6\\_0/b\\_UCS\\_Director\\_Orchestration\\_Guide\\_6\\_0\\_chapter\\_01010.html](https://www.cisco.com/c/en/us/td/docs/unified_computing/ucs/ucs-director/orchestration-guide/6-0/b_UCS_Director_Orchestration_Guide_6_0/b_UCS_Director_Orchestration_Guide_6_0_chapter_01010.html)

## Question: 6

Refer to the exhibit:



```
Switch configuration
!
Command: show running-config
!
feature hsrp
!
ip access-list allow_http_traffic
10 permit tcp any any eq www
!
vrf context management
ip route 0.0.0.0/0 192.168.151.2
!
interface mgmt0
ip address 192.168.251.129 255.255.255.0
vrf member management

Ansible playbook
---
- name: Vlan Provisioning
  hosts: nxos
  gather_facts: no

  vars:
    nxos_provider:
      username: "{{ un }}"
      password: "{{ pwd }}"
      transport: nxapi
      host: "{{ inventory_hostname }}"

  tasks:
    - name: CREATE VLANS AND ASSIGN A NAME, USING VLAN_ID
      nxos_vlan:
        vlan_id: "{{ item.vlan_id }}"
        name: "{{ item.name }}"
        provider: "{{ nxos_provider }}"
      with_items:
        - vlan_id: 2
          name: Native
        - vlan_id: 15
          name: Web
        - vlan_id: 20
          name: App
        - vlan_id: 30
          name: DB

Playbook output
$ ansible-playbook playbook.yml

PLAY [Vlan Provisioning] *****
*****
TASK [CREATE VLANS AND ASSIGN A NAME, USING VLAN_ID] *****
*****
failed: [192.168.251.129] (item={'vlan_id': 2, 'name': 'Native'}) => {"ansible_facts": {"discovered_interpreter_python": "/usr/bin/python"}, "ansible_loop_var": "item", "changed": false, "item": {"name": "Native", "vlan_id": 2}, "msg": "Request failed: <urlopen error [Errno 61] Connection refused>", "rc": 1, "url": "http://192.168.251.129:80/ins")
```

The exhibit shows a Cisco NX-OS switch configuration an Ansible playbook, and the output of running this playbook. The playbook failed due to error "msg" "Request failed <urlopen error [Errno 61] Connection refused>" "status" -1 "url" "http://192.168.251.129:80/ins". Which Cisco NX-OS configuration command resolves this failure?

- A. feature nxapi
- B. http-server enabled
- C. interface mgmt0; ip access-group allow\_http\_traffic in
- D. feature http

**Answer: C**



Reference:

[https://www.cisco.com/c/en/us/td/docs/switches/datacenter/nexus5000/sw/configuration/nxos/413/b\\_Copy\\_of\\_b\\_Cisco\\_Nexus\\_5000\\_Series\\_NX-OS\\_Software\\_Configuration\\_Guide/Copy\\_of\\_b\\_Cisco\\_Nexus\\_5000\\_Series\\_NX-OS\\_Software\\_Configuration\\_Guide\\_chapter22.pdf](https://www.cisco.com/c/en/us/td/docs/switches/datacenter/nexus5000/sw/configuration/nxos/413/b_Copy_of_b_Cisco_Nexus_5000_Series_NX-OS_Software_Configuration_Guide/Copy_of_b_Cisco_Nexus_5000_Series_NX-OS_Software_Configuration_Guide_chapter22.pdf)

## Question: 7

Which procedure accesses the REST API browser within Cisco UCS Director?

- A. Send an HTTP GET request to [https://\[UCS Director IP\]/api/get\\_resources/](https://[UCS Director IP]/api/get_resources/)
- B. Log in as the user REST/user to access the REST API interface.
- C. Enable the Developer menu Select Orchestration in the UI, then select the REST API browser
- D. Select the API browser from the Cisco UCS Director End User Portal catalog of services

**Answer: C**

Reference: [https://www.cisco.com/c/en/us/td/docs/unified\\_computing/ucs/ucs-director/rest-api-getting-started-guide/6-5/cisco-ucs-director-REST-API-getting-started-65.html#task\\_CE85B54B1DB64855BB3BECCD24C31F5B](https://www.cisco.com/c/en/us/td/docs/unified_computing/ucs/ucs-director/rest-api-getting-started-guide/6-5/cisco-ucs-director-REST-API-getting-started-65.html#task_CE85B54B1DB64855BB3BECCD24C31F5B)

## Question: 8

Refer to the exhibit.

```
switch(config)# telemetry
switch(config-telemetry)# sensor-group 100
switch(config-tm-sensor)# path sys/bgp depth 0
switch(config-tm-sensor)# destination-group 100
switch(config-tm-dest)# ip address 1.2.3.4 port 50003
switch(config-tm-dest)# subscription 100
switch(config-tm-sub)# snsr-grp 100 sample-interval 5000
switch(config-tm-sub)# dst-grp 100
```

Refer to the exhibit. How often is the subscription stream for sys/bgp going to be sent?

- A. 5 sec
- B. 5 msec
- C. 5000 sec
- D. 5 min

**Answer: A**













---

For More Information – **Visit link below:**  
**<http://www.certsgrade.com/>**

## PRODUCT FEATURES

-  **100% Money Back Guarantee**
-  **90 Days Free updates**
-  **Special Discounts on Bulk Orders**
-  **Guaranteed Success**
-  **50,000 Satisfied Customers**
-  **100% Secure Shopping**
-  **Privacy Policy**
-  **Refund Policy**

Discount Coupon Code: **CERTSGRADE10**

