

*Huawei*

*H31-311*  
*HCIA-Transmission V2.0*

**Questions And Answers PDF Format:**

**For More Information – Visit link below:**  
**<https://www.certsgrade.com/>**

*Version = Product*



---

### Question: 1

When a fiber cut test is performed on a normal MSP ring, which of the following alarms is reported?  
(Multiple Choice)

- A. TU-AIS
- B. R-LOS
- C. APSJNDI
- D. BD STATUS

**Answer: BC**

### Question: 2

When a bridge uses the IVL learning mode, the entry in the MAC address table is created according to the source MAC address and source port of the data frame. This entry is valid for all VLANs.

- A. TRUE
- B. FALSE

**Answer: B**

### Question: 3

Compared with a dense wavelength division multiplexing (DWDM) system, a coarse wavelength division multiplexing (CWDM) system provides a certain number of wavelengths and a transmission distance within ( ) km, which greatly reduces system cost and has strong flexibility.

- A. 50
- B. 100
- C. 200
- D. 20

**Answer: B**

### Question: 4

The SNCP switching speed can be improved if you classify the SNCP services that have the same source, sink, or route into groups.

- A. TRUE
- B. FALSE

**Answer: A**

### Question: 5

The standard Ethernet frame length should not be less than 64 bytes. Which of the following factors cause this limitation? (Multiple Choice)

- A. Minimum transmission distance
- B. Maximum transmission distance
- C. Working mechanism of conflict detection
- D. MAC address

**Answer: BC**

### Question: 6

The device IP addresses of the gateway NE and non-gateway NEs must be set in the same network segment.

- A. TRUE
- B. FALSE

**Answer: B**

### Question: 7

Which of the following are the service board types of MSTP devices? (Multiple Choice)

- A. Interface board
- B. Service processing board
- C. Service processing board with interfaces
- D. Auxiliary board

**Answer: ABC**

### Question: 8

---

When the LCAS function is used/ which of the following overhead bytes are used to transmit control information? (Multiple Choice)

- A. M1
- B. H4
- C. K2
- D. K4

**Answer: BD**

### Question: 9

Which of the following are the electrical-layer overheads of OTN? (Multiple Choice)

- A. OPUk
- B. ODUk
- C. OCh
- D. OTUk

**Answer: ABD**

### Question: 10

The working mode of a port determines the flow control mode of the port. When the working mode is 100 Mbit/s full duplex, which of the following flow control modes can be used?









- A. Auto-negotiation flow control mode
- B. Non-auto-negotiation flow control mode
- C. Both of the above
- D. None of the above

**Answer: B**

---

For More Information – **Visit link below:**  
**<http://www.certsgrade.com/>**

## PRODUCT FEATURES

-  **100% Money Back Guarantee**
-  **90 Days Free updates**
-  **Special Discounts on Bulk Orders**
-  **Guaranteed Success**
-  **50,000 Satisfied Customers**
-  **100% Secure Shopping**
-  **Privacy Policy**
-  **Refund Policy**

Discount Coupon Code: **CERTSGRADE10**

