

ASQ

CQE
Certified Quality Engineer

Questions And Answers PDF Format:

For More Information – Visit link below:
<https://www.certsgrade.com/>


Version = Product



Latest Version: 7.0

Question: 1

The failure rate model above is used to show a typical relationship of many parts between their failure rate and the time in service. The reliability function for period "B" is BEST represented by



A. $R(t) = \lambda t$

B. $R(t) = \lambda$

C. $R(t) = \lambda e^{-\lambda t}$

D. $R(t) = e^{-\lambda t}$

- A. Option A
- B. Option B
- C. Option C
- D. Option D

Answer: D

Question: 2

What is the probability of an item failing in less than 5 hours if it has a constant failure rate of 1/hour?

- A. 0.00674
- B. 0.99127
- C. 0.99326
- D. 0.99642

Answer: C

Question: 3

The design function which assigns probability of failures between components or subsystems is called

- A. Apportionment.
- B. Significance
- C. Confidence.
- D. Qualification.

Answer: A

Question: 4

The probability of an accident for the head event "H" given below is:

- A. 0.0700

- B. 0.1125
- C. 0.0689
- D. 0.1100

Answer: C

Question: 5

Which of the following quantitative methods does NOT apply to the assessment of actual system/component reliability?

- A. Statistical analysis of field test and failure data.
- B. Statistical allocation of reliability goals.
- C. Evaluation of laboratory test data.
- D. Analysis of results of reliability demonstration tests.

Answer: B

Question: 6

When trying to find all possible causes of a problem, which of the following tools would be useful?

- I. Systematic troubleshooting and brainstorming.
- II. Fishbone diagrams and histograms.
- III. Checklists and scatter diagrams.
- IV. Control charts and graphs.

- A. I and IV only
- B. I, II and IV only
- C. II, III and IV only
- D. I, II, III and IV

Answer: D

Question: 7

Typically Pareto diagrams are used for which of the following reasons?

- I. To display the significant few categories.
- II. To compliment attribute data charting.
- III. To eliminate insignificant categories.
- IV. To focus attention in priority order.

- A. I and III only
- B. I, II and III only
- C. II, III and IV only
- D. I, II, III and IV

Answer: D

Question: 8

As a commonly used problem solving technique, which of the following would be the BEST application of a Pareto chart?

- I. To determine when to make proactive adjustments to a process.
- II. To differentiate between major and minor problem areas.
- III. To gather data and to design experimental controlled changes.
- IV. To evaluate the results of other problem solving techniques upon the product or service.

- A. I and II only
- B. II and III only
- C. II and IV only
- D. I, II, III and IV

Answer: C

Question: 9

A comprehensive corrective action program is initiated at a large company. Inputs for CARs are received from customers, internal and external audits, material review reports and other sources. Which two of the following groups would usually administer and control the CAR process?

- I. Management review team.
- II. Quality department.
- III. Corrective Action Board.
- IV. Material Review Board.

- A. I and II only
- B. I and III only
- C. II and III only
- D. III and IV only

Answer: B

Question: 10

Which of the following statements BEST describes a bimodal distribution?

- A. This distribution shows stratified data and two distinct peaks.
- B. This distribution shows a single mode and bell shaped distribution.
- C. This distribution is truncated.
- D. This distribution has several distribution peaks.

Answer: A

Question: 11

Two advantages of process mapping are the ability to

- I. Visualize the process being described.
- II. Discover manufacturing problems only.
- III. Discover quality problems only.
- IV. Check current processes for duplication or redundancy.

- A. I and IV only
- B. II and III only
- C. I and III only
- D. II and IV only

Answer: A

Question: 12









Writing and establishing process control procedures is

-
- A. Disposition.
 - B. Notification.
 - C. Preventive action.
 - D. Corrective action.


Answer: C

For More Information – **Visit link below:**
<https://www.certsgrade.com/>

PRODUCT FEATURES

-  **100% Money Back Guarantee**
-  **90 Days Free updates**
-  **Special Discounts on Bulk Orders**
-  **Guaranteed Success**
-  **50,000 Satisfied Customers**
-  **100% Secure Shopping**
-  **Privacy Policy**
-  **Refund Policy**

16 USD Discount Coupon Code: **NB4XKTMZ**



Visit us at <https://www.certsgrade.com/pdf/cqe/>