

SAS Institute

A00-281

SAS Certified Clinical Trials Programming Using SAS 9 - Accelerated Version

Questions And Answers PDF Format:

For More Information – Visit link below:

<https://www.certsgrade.com/>

Version = Product



Latest Version: 6.0

Question: 1

This question will ask you to provide a line of missing code. Given the data set WORK.STUDYDATA with the following variable list:

#	Variable	Type	Len	Label
2	DAY	Char	8	Study Day
3	DIABP	Num	8	Diastolic Blood Pressure
1	TRT	Char	8	Treatment

The following SAS program is submitted:

```
proc means data=WORK.STUDYDATA noprint;  
<insert code here>
```

```
class TRT DAY;
```

```
var DIABP;
```

```
output out=WORK.DIAOUT mean=meandp;
```

```
run;
```

WORK.DIAOUT should contain:

- the mean diastolic blood pressure values for every day by treatment group
- the overall mean diastolic blood pressure for each treatment group

Which statement correctly completes the program to meet these requirements?

Response:

- A. where trt or trt*day;
- B. types trttrt*day;
- C. by trt day;
- D. id trt day;

Answer: B

Question: 2

The following SAS program is submitted:

```
proc sort data=SASUSER.VISIT out=PSORT;
```

```
by code descending date cost;
```

```
run;
```

Which statement is true regarding the submitted program?

Response:

- A. The descending option applies to the variable CODE.
- B. The variable CODE is sorted by ascending order.
- C. The PSORT data set is stored in the SASUSER library.
- D. The descending option applies to the DATE and COST variables.

Answer: D

Question: 3

Given the following data set:

subjid	trt	result	dtime	age
1		CR	0	56
2	A	PD	1	52
3	B	PR	1	47
4	B	CR	2	29
5	1	SD	1	39
6	C	SD	3	21
7	C	PD	2	90
1	A	CR	0	43
3	B	PD	1	56

The following output was generated from PROC PRINT.

Obs	subjid	trt	result	dtime	age
1	1		CR	0	56
2	2	A	PD	1	52
3	3	B	PR	1	47
4	4	B	CR	2	29
5	5	1	SD	1	39
6	6	C	SD	3	21
7	7	C	PD	2	90

Which program was used to prepare the data for this PROC PRINT output?

Response:

- A. proc sort data=one out=two;
bysubjid;
run;
- B. proc sort data=one out=two nodupkey;
bysubjid;
run;
- C. proc sort data=one out=two nodup;
bysubjid;
run;
- D. proc sort data=one out=two nodupkey;
bysubjidtrt;

run;

Answer: B

Question: 4

This question will ask you to provide a line of missing code. The following SAS program is submitted:

```
proc format ;  
valuedayfmt 1='Sunday'  
            2='Monday'  
            3='Tuesday'  
            4='Wednesday'  
            5='Thursday'  
            6='Friday'  
            7='Saturday';
```

run;

```
proc report data=diary;  
column subject day var1 var2;  
<insert code here>
```

run;

In the DIARY data set, the format DAYFMT is assigned to the variable DAY. Which statement will cause variable DAY to be printed in its unformatted order?

Response:

- A. define day / order 'Day';
- B. define day / order order=data 'Day';
- C. define day / order noprint 'Day';
- D. define day / order order=internal 'Day';

Answer: D

Question: 5

Given the following data at WORK DEMO:

PTID	Sex	Age	Height	Weight
457892	M	14	69.0	112.5
464389	F	13	56.5	84.0
478865	F	13	65.3	98.0
483476	F	14	62.8	102.5
493847	M	14	63.5	102.5
500029	M	12	57.3	83.0
513842	F	12	59.8	84.5
515151	F	15	62.5	112.5
522396	M	13	62.5	84.0
534787	M	12	59.0	99.5
536777	F	11	51.3	50.5
546823	F	14	64.3	90.0
556677	F	12	56.3	77.0
565699	F	15	66.5	112.0
578222	M	16	72.0	150.0
635445	M	12	64.8	128.0

Which SAS program prints only the first 5 males in this order from the data set?

Response:

- A. `proc sort data=WORK.DEMO out=out;`
`by sex;`
`run;`
`proc print data= out (obs=5);`
`run;`
- B. `proc print data=WORK.DEMO(obs=5);`
`where Sex='M';`
`run;`
- C. `proc print data=WORK.DEMO(where=(sex='M'));`
`where obs<=5;`
`run;`
- D. `proc sort data=WORK.DEMO out=out;`
`by sex descending;`
`run;`
`proc print data= out (obs=5) ;`
`run;`

Answer: B

Question: 6

Which SAS program will apply the data set label 'Demographics' to the data set named DEMO?

Response:

- A. `data demo (label='Demographics');`
`set demo;`
`run;`
- B. `data demo;`
`set demo (label='Demographics');`

```
run;
C. data demo (label 'Demographics') ;
set demo;
run;
D. data demo; set demo;
label demo= 'Demographics' ;
run;
```

Answer: A

Question: 7

The following output is displayed:

Table of GENDER by ANSWER

GENDER	ANSWER			
Frequency	1	2	8	Total
1	12	22	5	39
2	22	8	3	33
Total	34	30	8	72

Frequency Missing = 4

Which SAS program created this output?

Response:

- A.

```
proc freq data=WORK.TESTDATA;
tables gender * answer / nocol norow noperc;
run;
```
- B.

```
proc freq data=WORK.TESTDATA;
tables answer * gender / nocol norow noperc;
run;
```
- C.

```
proc freq data=WORK.TESTDATA;
tables gender * answer / nocol norow noperc missing;
run;
```
- D.

```
proc freq data=WORK.TESTDATA;
tables answer * gender / nocol norow noperc missing;
run;
```

Answer: A

Question: 8

Given the following data set WORK.DEMO:

PTID	Sex	Age	Height	Weight
689574	M	15	80.0	115.5
423698	F	14	65.5	90.0
758964	F	12	60.3	87.0
493847	F	14	62.8	98.5
653347	M	14	63.5	102.5
500029	M	12	57.3	83.0
513842	F	12	59.8	84.5
515151	F	15	62.5	112.5
522396	M	13	62.5	84.0
534787	M	12	59.0	99.5
875642	F	11	51.3	50.5
879653	F	15	75.3	105.0
542369	F	12	56.3	77.0
698754	F	11	50.5	70.0
656423	M	16	72.0	150.0
785412	M	12	67.8	121.0
785698	M	16	72.0	110.0
763284	M	11	57.5	85.0
968743	M	14	60.5	85.0
457826	M	18	74.0	165.0

The following SAS program is submitted:

```
proc print data=WORK.DEMO(firstobs=5 obs=10);  
where Sex='M';  
run;
```

How many observations will be displayed?

Response:

- A. 4
- B. 6
- C. 7
- D. 8

Answer: B

Question: 9

Which statement correctly adds a label to the data set?

Response:

- A. DATA two Label="Subjects having duplicate observations";
set one;
run;
- B. DATA two;

```

Label="Subjects having duplicate observations";
set one;
run;
C. DATA two;
set one;
Label dataset="Subjects having duplicate observations";
run;
D. DATA two(Label="Subjects having duplicate observations") ;
set one;
run;

```

Answer: D

Question: 10

Given the following data set:

SUBJID	GENDER	AGE	TRT
4	M	63	3
4	M	63	1
5	F	72	4
1	F	45	1
3	M	57	2
2	F	39	1
3	M	57	2

The following output data set was produced:

SUBJID	GENDER	AGE	TRT
3	M	57	1
3	M	57	1
4	M	63	2
4	M	63	0
5	F	72	3

Which SAS program produced this output?

Response:









- A. `proc sort data=one(where=(age>50)) out=two;`
`bysubjid;`
`run;`
- B. `proc sort data=one(if=(age>50)) out=two;`
`bysubjid;`
`run;`
- C. `proc sort data=one out=two;`
`where=(age>50) ;`
`bysubjid;`
`run;`
- D. `proc sort data=one out=two;`
`if age>50;`
`bysubjid;`

run;

Answer: A

For More Information – **Visit link below:**
<http://www.certsgrade.com/>

PRODUCT FEATURES

-  **100% Money Back Guarantee**
-  **90 Days Free updates**
-  **Special Discounts on Bulk Orders**
-  **Guaranteed Success**
-  **50,000 Satisfied Customers**
-  **100% Secure Shopping**
-  **Privacy Policy**
-  **Refund Policy**

Discount Coupon Code: **CERTSGRADE10**

